
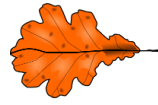


# Fall Leaves Picture Patterns (G)

Cut and paste a picture that continues each pattern.

1.



2.



3.




4.





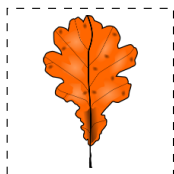
5.



6.



Cut-outs









Images from [Openclipart.org](http://Openclipart.org)







Math-Drills.com

# Fall Leaves Picture Patterns (G) Answers







Cut and paste a picture that continues each pattern.





1.      

2.      


3.      

4.      

5.      

6.      

## Cut-outs



Images from [Openclipart.org](http://Openclipart.org)

Math-Drills.com