

Fall Leaves Picture Patterns (C)

Cut and paste a picture that continues each pattern.

1.



2.



3.




4.



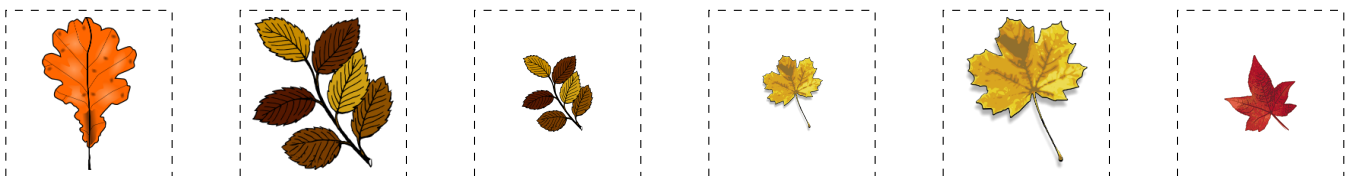
5.



6.



Cut-outs



Images from Openclipart.org

Math-Drills.com

Fall Leaves Picture Patterns (C) Answers

Cut and paste a picture that continues each pattern.

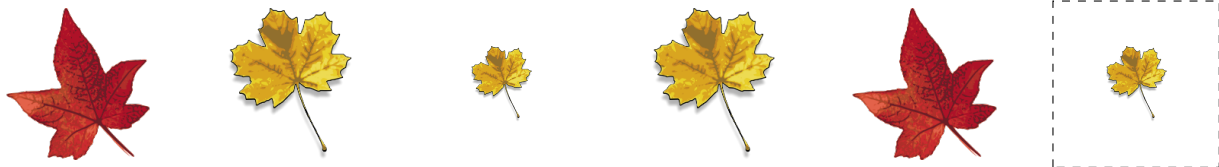
1.




2.



3.



4.



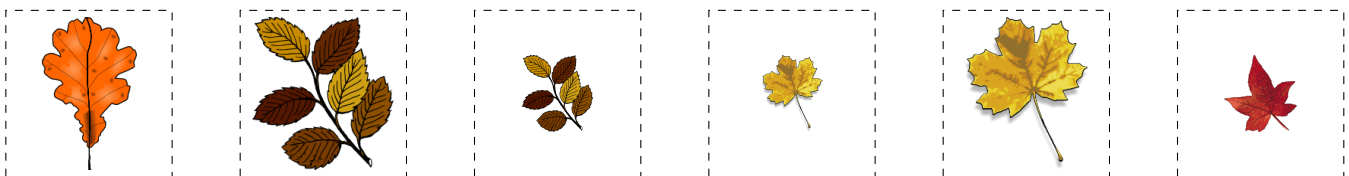
5.



6.



Cut-outs



Images from Openclipart.org

Math-Drills.com