

# Fall Leaves Picture Patterns (F)

Cut and paste a picture that continues each pattern.

1.



2.



3.




4.



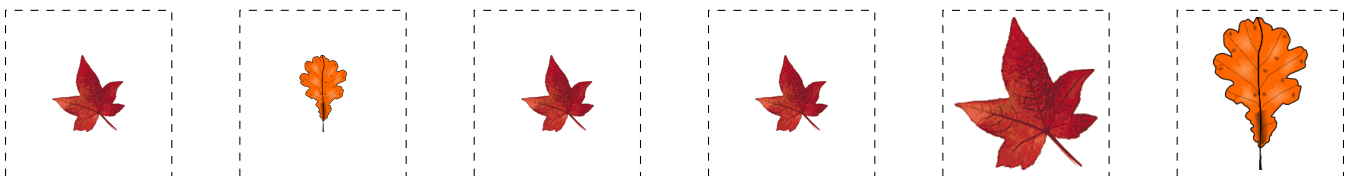
5.



6.



## Cut-outs



# Fall Leaves Picture Patterns (F) Answers

Cut and paste a picture that continues each pattern.

1.



2.



3.



4.



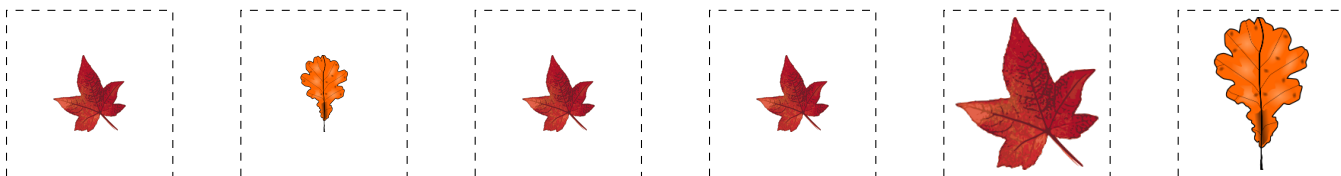
5.



6.



Cut-outs



Images from [Openclipart.org](http://Openclipart.org)

Math-Drills.com