


# Fall Leaves Picture Patterns (G)

Cut and paste a picture that continues each pattern.

1.



2.



3.




4.




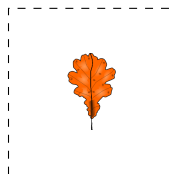
5.



6.



Cut-outs




Images from [Openclipart.org](http://Openclipart.org)

Math-Drills.com


# Fall Leaves Picture Patterns (G) Answers

Cut and paste a picture that continues each pattern.

1. 

2. 

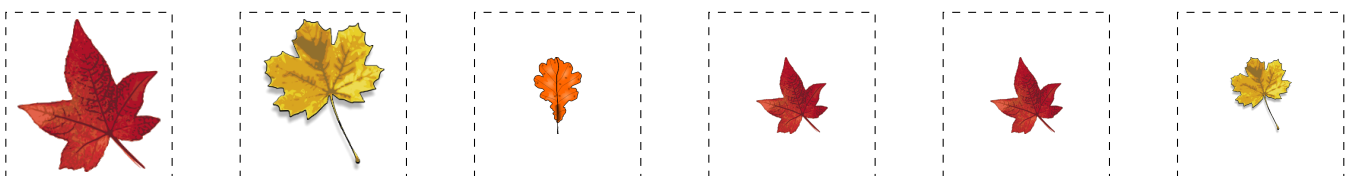
3. 

4. 

5. 

6. 

Cut-outs



Images from [Openclipart.org](http://Openclipart.org)

Math-Drills.com