





Fall Leaves Picture Patterns (I)



Cut and paste a picture that continues each pattern.


1.  

2.  


3.  

4.  

5.  

6.  


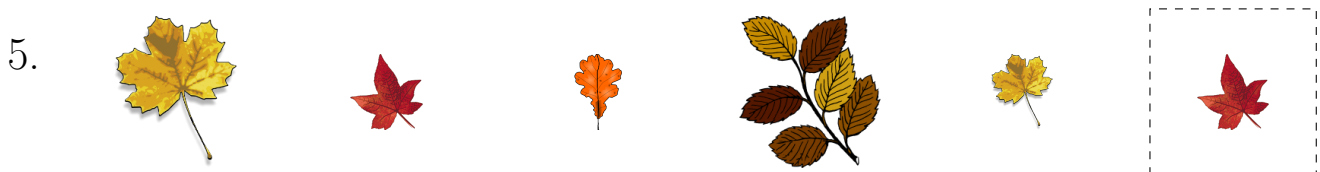

Cut-outs




Images from Openclipart.org

Fall Leaves Picture Patterns (I) Answers

Cut and paste a picture that continues each pattern.



Cut-outs



Images from Openclipart.org

Math-Drills.com