

# Fall Leaves Picture Patterns (J)

Cut and paste a picture that continues each pattern.

1.



2.



3.




4.




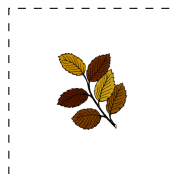
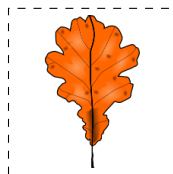
5.



6.



Cut-outs




Images from Openclipart.org

Math-Drills.com

# Fall Leaves Picture Patterns (J) Answers

Cut and paste a picture that continues each pattern.

1.



2.



3.




4.




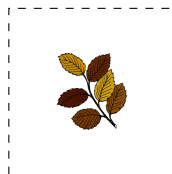
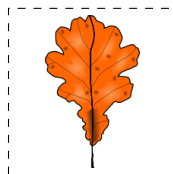
5.



6.



Cut-outs



Images from [Openclipart.org](https://openclipart.org/)

Math-Drills.com