



# Fall Leaves Picture Patterns (B)



Cut and paste a picture that continues each pattern.



1.  

2.  

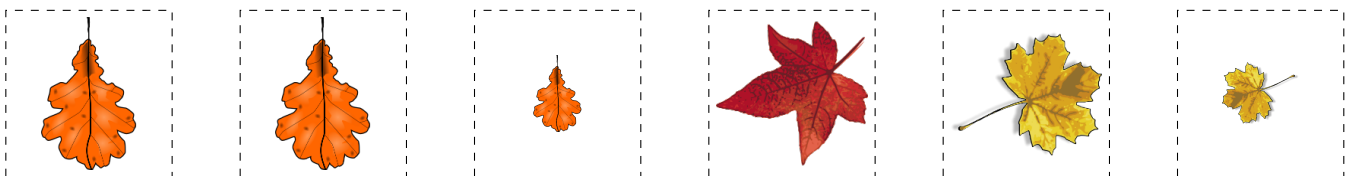
3.  

4.  

5.  

6.  



## Cut-outs



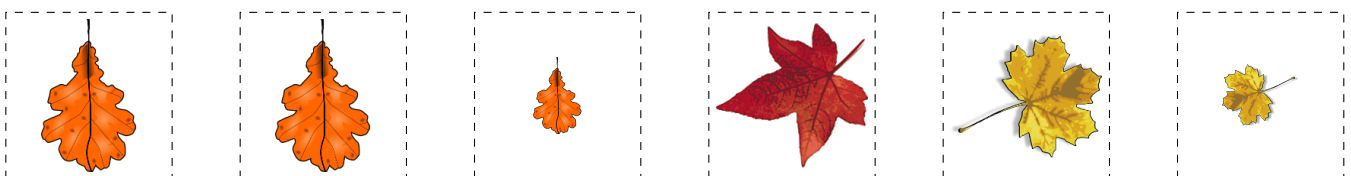
Images from [Openclipart.org](http://Openclipart.org)

# Fall Leaves Picture Patterns (B) Answers

Cut and paste a picture that continues each pattern.



Cut-outs



Images from [Openclipart.org](http://Openclipart.org)

Math-Drills.com