


# Fall Leaves Picture Patterns (E)

Cut and paste a picture that continues each pattern.

1.



2.



3.





4.




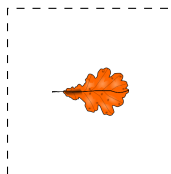


5.



6.



Cut-outs



Images from [Openclipart.org](http://Openclipart.org)

Math-Drills.com