

Fall Leaves Picture Patterns (G)

Cut and paste a picture that continues each pattern.

1.




2.



3.




4.




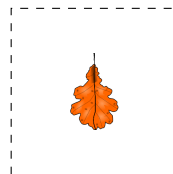
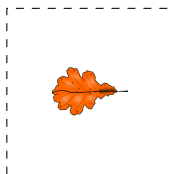
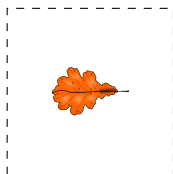
5.



6.



Cut-outs




Images from Openclipart.org

Math-Drills.com

Fall Leaves Picture Patterns (G) Answers

Cut and paste a picture that continues each pattern.

1.



2.




3.




4.




5.



6.



Cut-outs



Images from Openclipart.org

Math-Drills.com