


# Fall Leaves Picture Patterns (H)

Cut and paste a picture that continues each pattern.

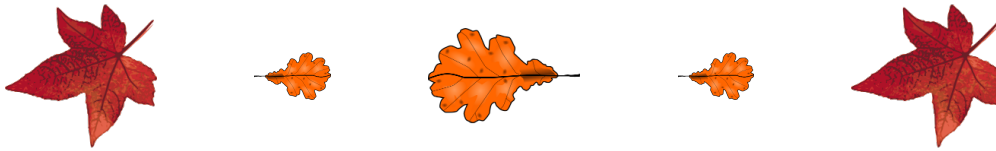
1.




2.



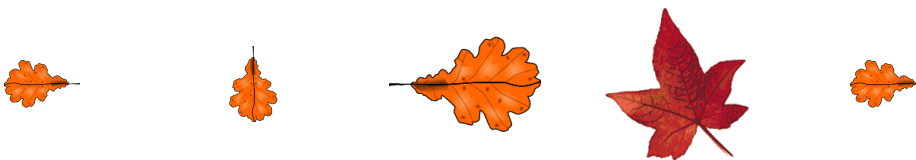
3.





4.



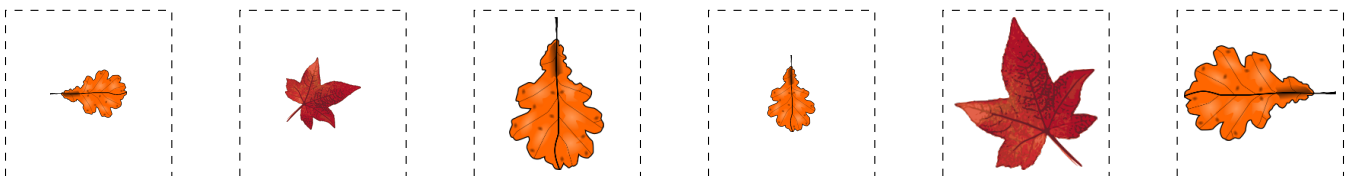
5.



6.



Cut-outs



Images from [Openclipart.org](http://Openclipart.org)

Math-Drills.com


# Fall Leaves Picture Patterns (H) Answers

Cut and paste a picture that continues each pattern.

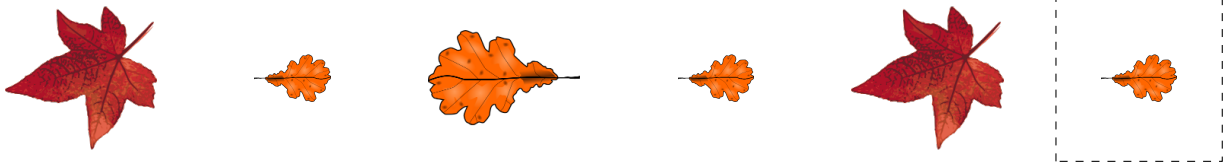
1.




2.



3.




4.



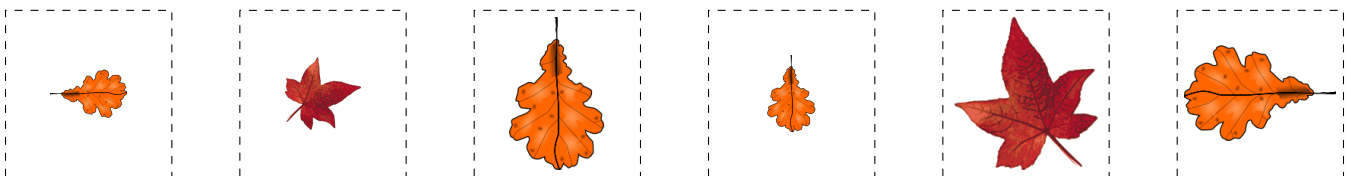
5.



6.



Cut-outs



Images from [Openclipart.org](http://Openclipart.org)

Math-Drills.com