








Fall Leaves Picture Patterns (G)

Cut and paste a picture that continues each pattern.







1.      

2.      

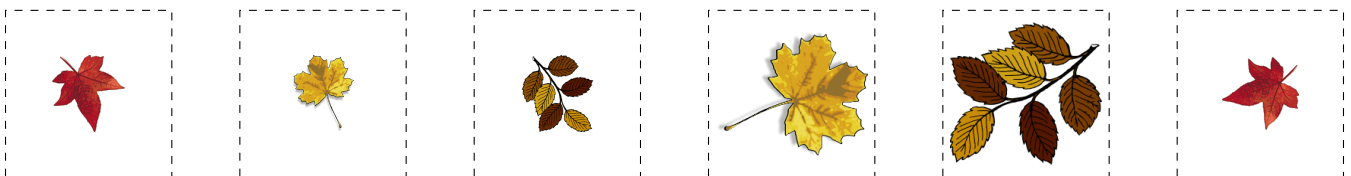
3.      

4.      

5.      

6.      

Cut-outs




Images from Openclipart.org







Math-Drills.com





Fall Leaves Picture Patterns (G) Answers


Cut and paste a picture that continues each pattern.

1.      

2.      

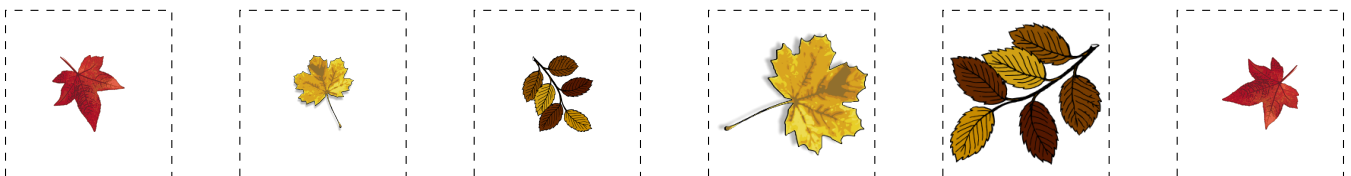
3.      

4.      

5.      

6.      

Cut-outs



Images from Openclipart.org

Math-Drills.com