


# Summer Picture Patterns (B)

Cut and paste a picture that continues each pattern.

1.



2.



3.




4.



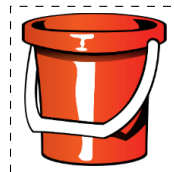
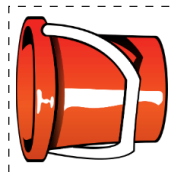


5.



6.



Cut-outs

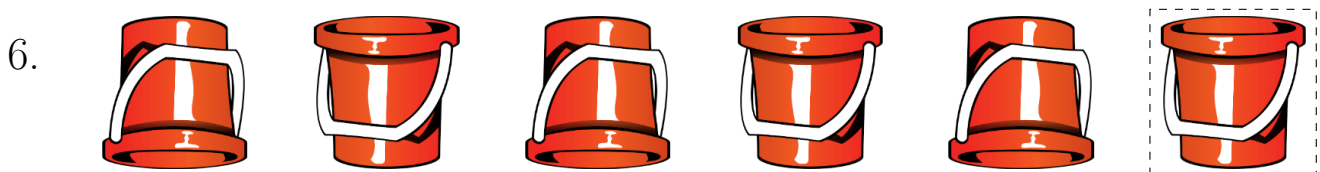



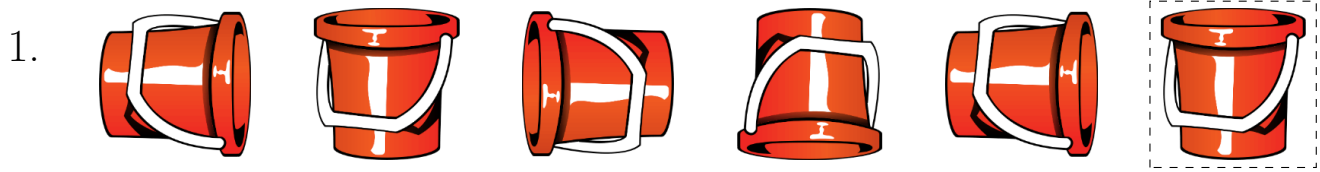


Images from Openclipart.org

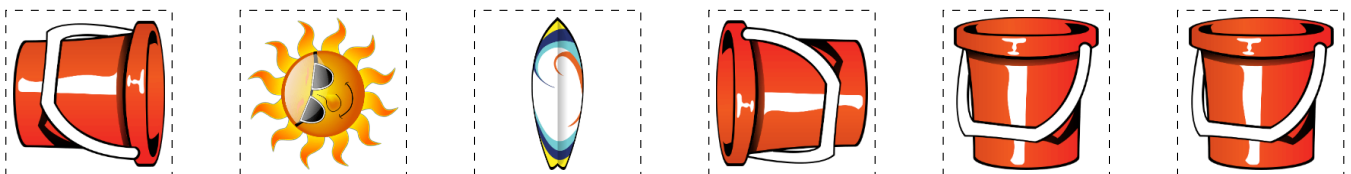
Math-Drills.com

# Summer Picture Patterns (B) Answers

Cut and paste a picture that continues each pattern.



Cut-outs



Images from [Openclipart.org](http://Openclipart.org)

Math-Drills.com