



















# Summer Picture Patterns (B)







Cut and paste a picture that continues each pattern.






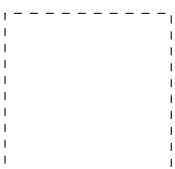
1.      

2.      

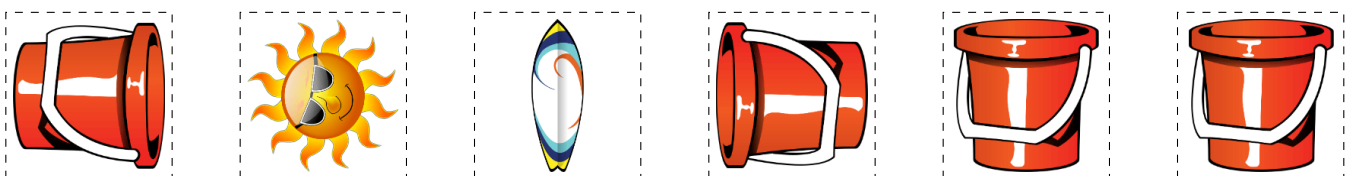
3.      

4.      

5.      

6.      

Cut-outs



Images from [Openclipart.org](http://Openclipart.org)

Math-Drills.com