

# Summer Picture Patterns (D)

Cut and paste a picture that continues each pattern.

1.



2.



3.




4.



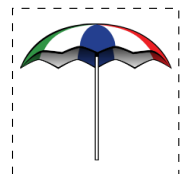
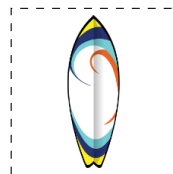

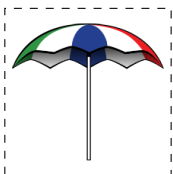
5.



6.



Cut-outs


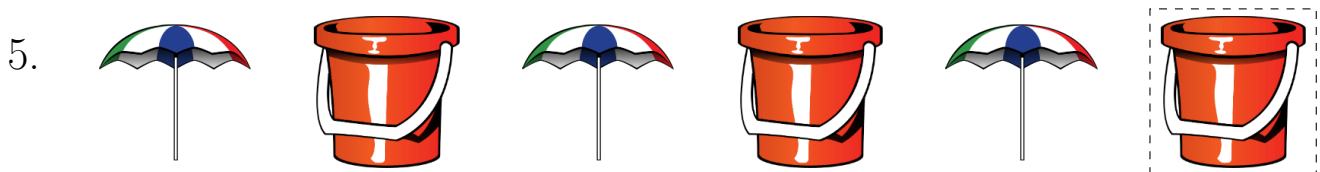




Images from [Openclipart.org](http://Openclipart.org)


Math-Drills.com

# Summer Picture Patterns (D) Answers

Cut and paste a picture that continues each pattern.



Cut-outs



Images from [Openclipart.org](http://Openclipart.org)

Math-Drills.com