

Summer Picture Patterns (E)

Cut and paste a picture that continues each pattern.

1.



2.



3.




4.



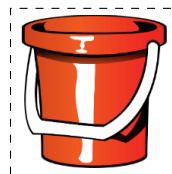

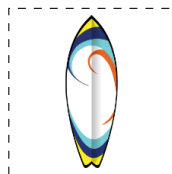


5.



6.



Cut-outs







Images from Openclipart.org

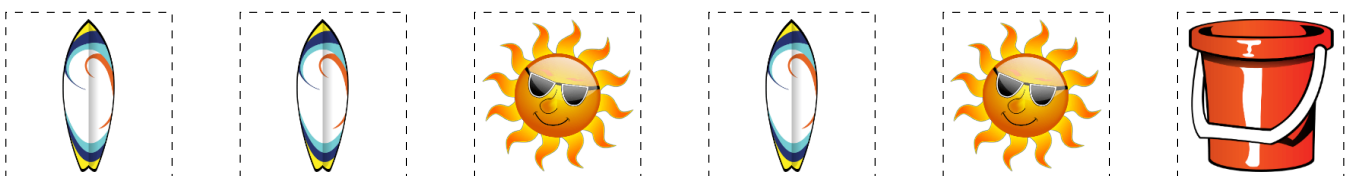
Math-Drills.com

Summer Picture Patterns (E) Answers

Cut and paste a picture that continues each pattern.



Cut-outs



Images from Openclipart.org

Math-Drills.com