


Summer Picture Patterns (H)

Cut and paste a picture that continues each pattern.

1.



2.



3.




4.




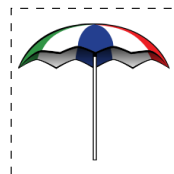
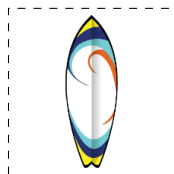
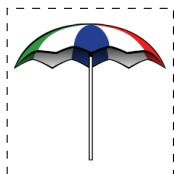
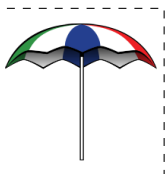
5.



6.



Cut-outs





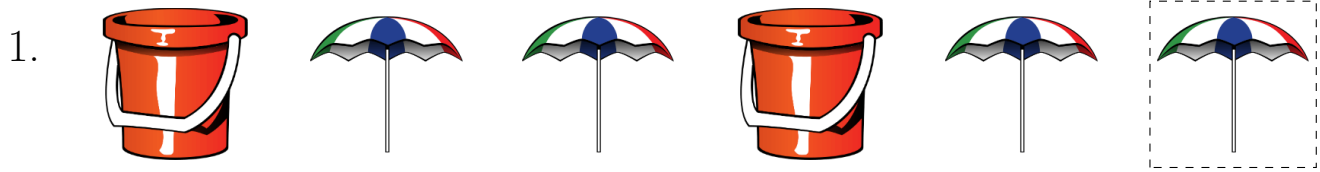


Images from Openclipart.org

Math-Drills.com

Summer Picture Patterns (H) Answers

Cut and paste a picture that continues each pattern.



Cut-outs

