



















Summer Picture Patterns (J)






Cut and paste a picture that continues each pattern.







1.      

2.      

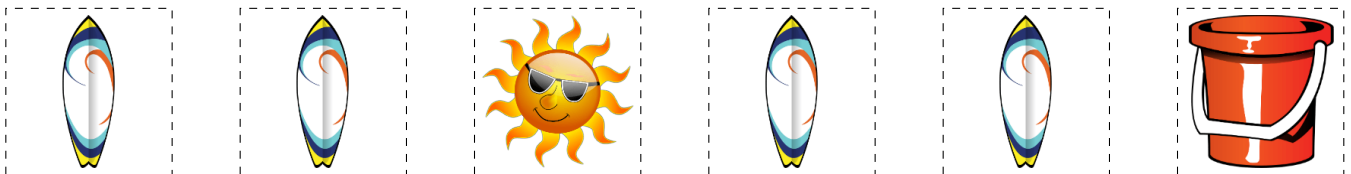
3.      

4.      

5.      

6.      

Cut-outs




Summer Picture Patterns (J) Answers

Cut and paste a picture that continues each pattern.

1.



2.




3.




4.



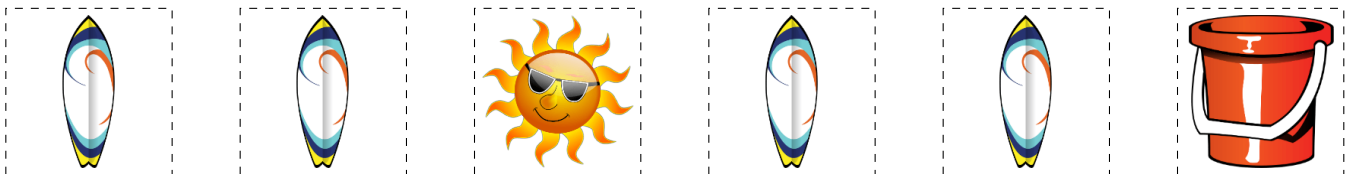
5.



6.



Cut-outs



Images from Openclipart.org

Math-Drills.com