








Summer Picture Patterns (A)







Cut and paste a picture that continues each pattern.







1.      

2.      

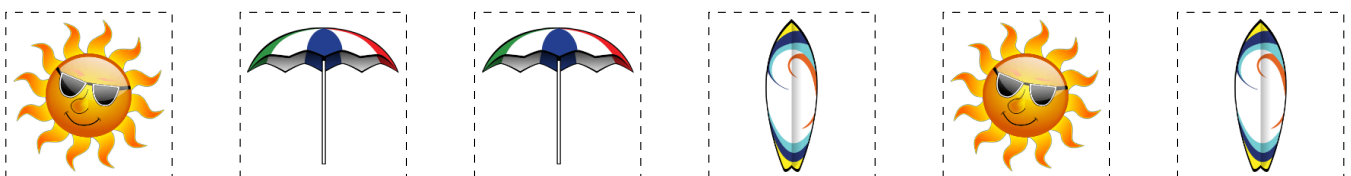
3.      

4.      

5.      


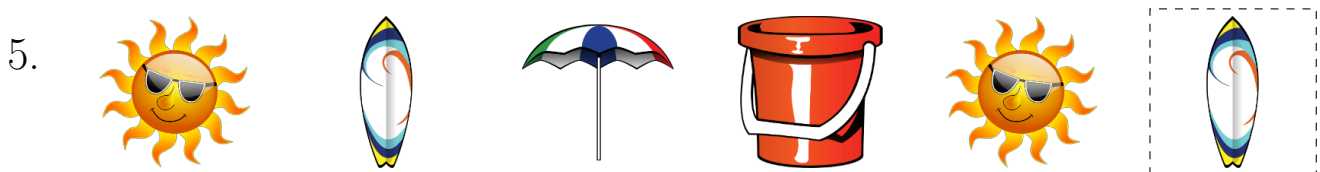


6.      

Cut-outs

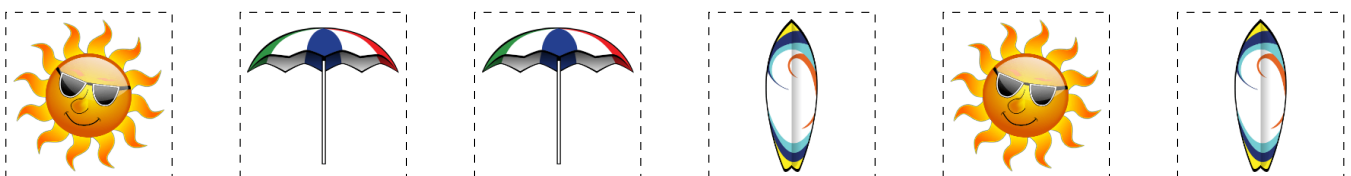


Summer Picture Patterns (A) Answers

Cut and paste a picture that continues each pattern.









Cut-outs















Summer Picture Patterns (B)

Cut and paste a picture that continues each pattern.







1.      

2.      

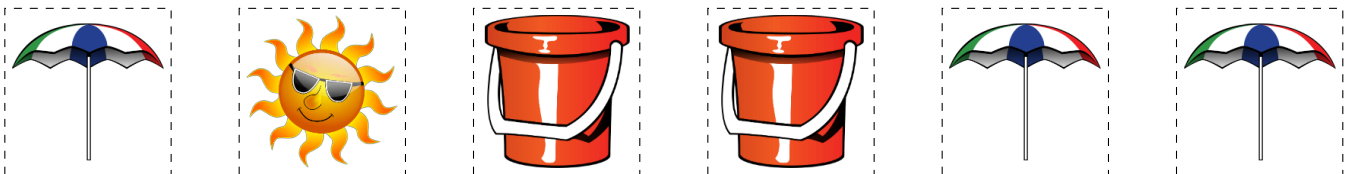
3.      

4.      

5.      




6.      

Cut-outs

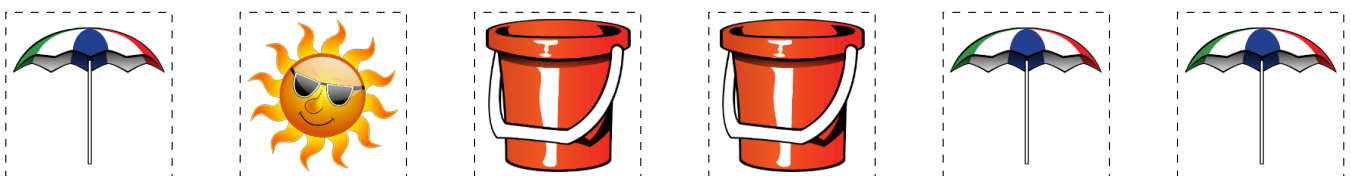


Summer Picture Patterns (B) Answers

Cut and paste a picture that continues each pattern.



Cut-outs















Images from Openclipart.org







Math-Drills.com

Summer Picture Patterns (C)







Cut and paste a picture that continues each pattern.






1.      

2.      


3.      

4.      

5.      

6.      

Cut-outs

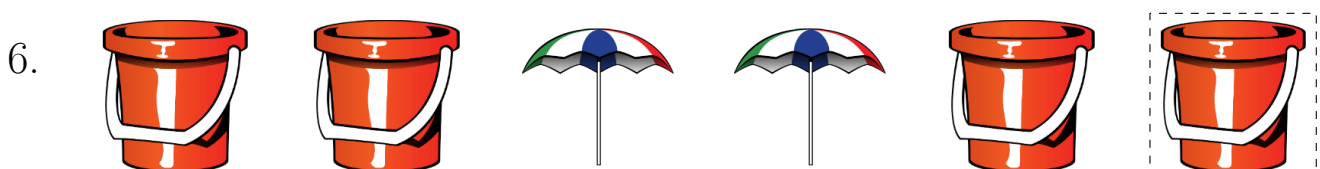






Images from Openclipart.org


Math-Drills.com

Summer Picture Patterns (C) Answers

Cut and paste a picture that continues each pattern.



Cut-outs



Images from Openclipart.org

Math-Drills.com

Summer Picture Patterns (D)

Cut and paste a picture that continues each pattern.

1.



2.



3.



4.



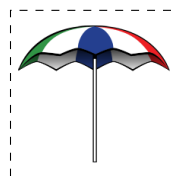
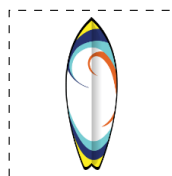

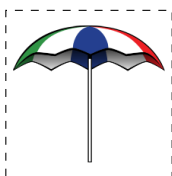
5.



6.



Cut-outs


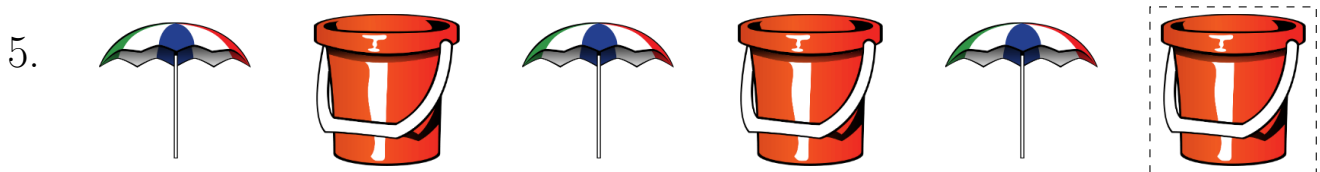




Images from Openclipart.org


Math-Drills.com

Summer Picture Patterns (D) Answers

Cut and paste a picture that continues each pattern.



Cut-outs




Images from Openclipart.org

Math-Drills.com

Summer Picture Patterns (E)

Cut and paste a picture that continues each pattern.

1.



2.



3.




4.



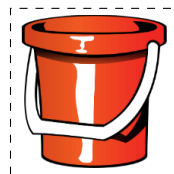

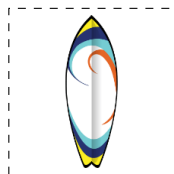


5.



6.



Cut-outs







Images from Openclipart.org

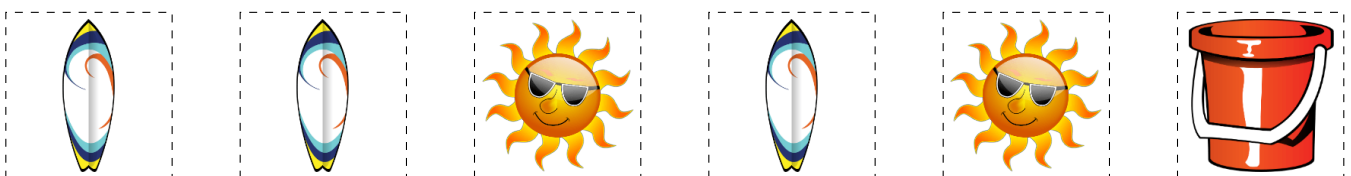
Math-Drills.com

Summer Picture Patterns (E) Answers

Cut and paste a picture that continues each pattern.



Cut-outs



Images from Openclipart.org

Math-Drills.com

Summer Picture Patterns (F)

Cut and paste a picture that continues each pattern.

1.



2.



3.




4.



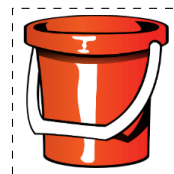
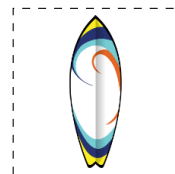
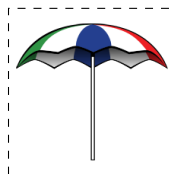


5.



6.



Cut-outs





Images from Openclipart.org

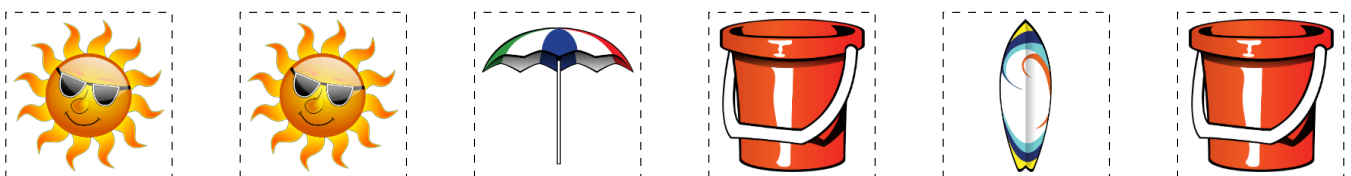
Math-Drills.com

Summer Picture Patterns (F) Answers

Cut and paste a picture that continues each pattern.



Cut-outs



Images from Openclipart.org

Math-Drills.com

Summer Picture Patterns (G)

Cut and paste a picture that continues each pattern.

1.



2.



3.




4.



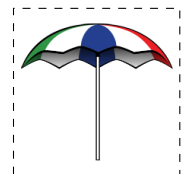
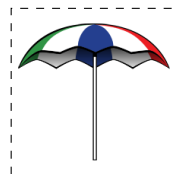
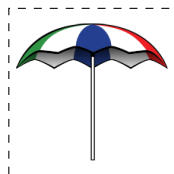
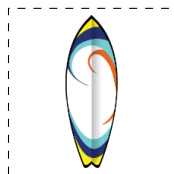
5.



6.



Cut-outs




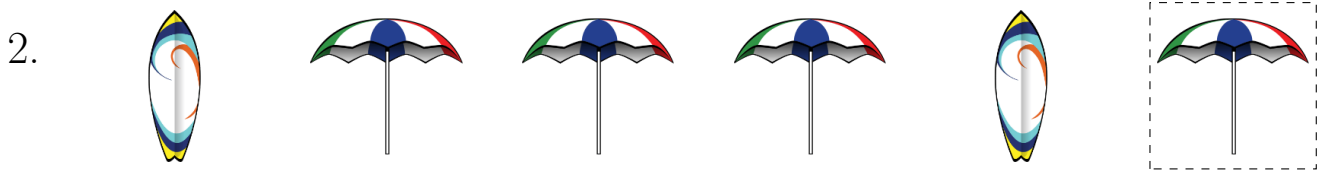
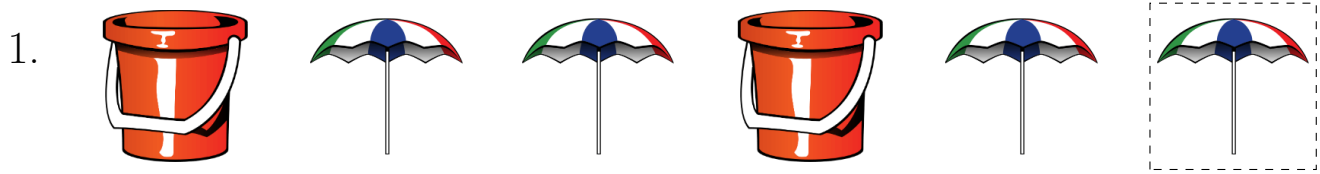


Images from Openclipart.org

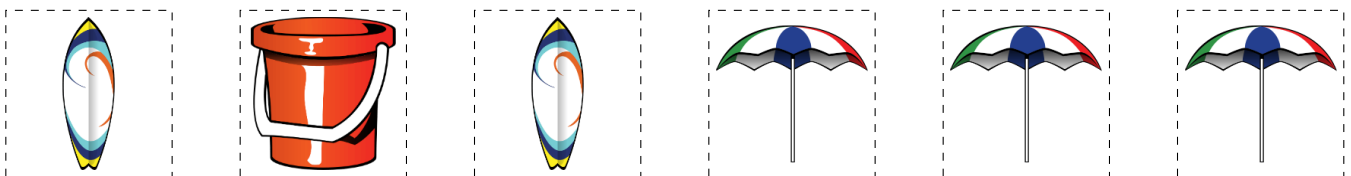
Math-Drills.com

Summer Picture Patterns (G) Answers

Cut and paste a picture that continues each pattern.



Cut-outs















Images from Openclipart.org

Math-Drills.com







Summer Picture Patterns (H)







Cut and paste a picture that continues each pattern.







1.      

2.      

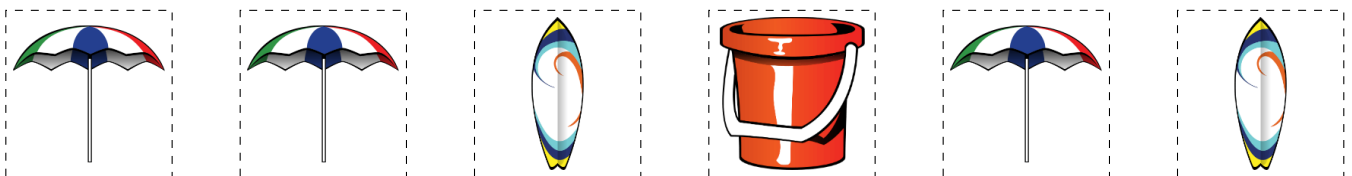
3.      

4.      

5.      

6.      

Cut-outs





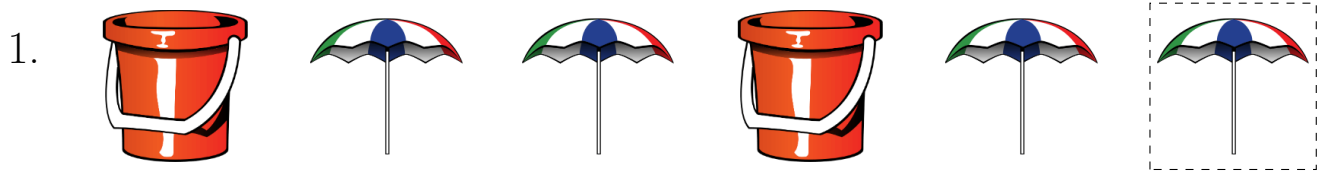


Images from Openclipart.org

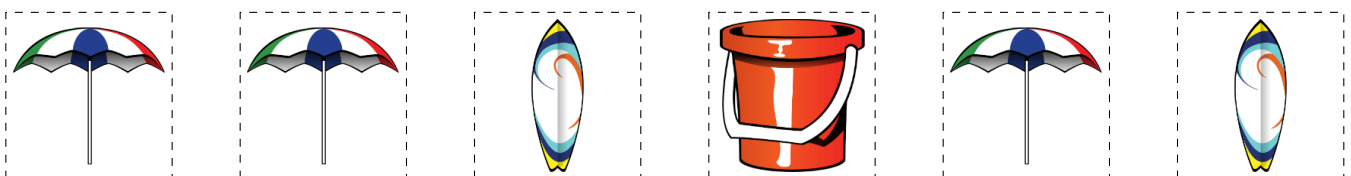
Math-Drills.com

Summer Picture Patterns (H) Answers

Cut and paste a picture that continues each pattern.




Cut-outs



Summer Picture Patterns (I)

Cut and paste a picture that continues each pattern.

1.



2.



3.




4.




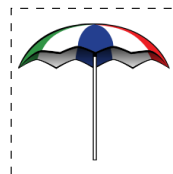


5.



6.


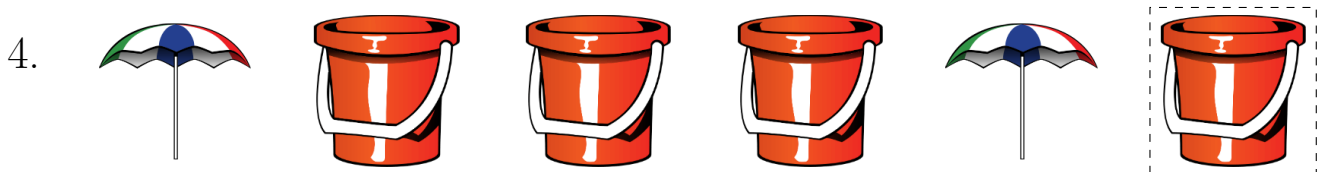





Cut-outs

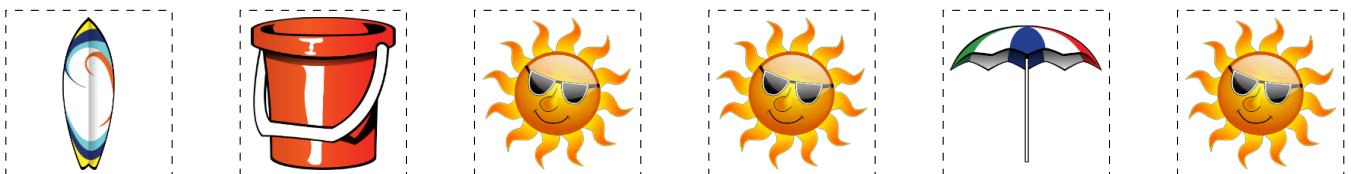


Summer Picture Patterns (I) Answers

Cut and paste a picture that continues each pattern.



Cut-outs




Images from Openclipart.org

Math-Drills.com

Summer Picture Patterns (J)

Cut and paste a picture that continues each pattern.

1.




2.



3.



4.



5.



6.



Cut-outs



Images from Openclipart.org

Math-Drills.com


Summer Picture Patterns (J) Answers

Cut and paste a picture that continues each pattern.

1.



2.




3.




4.



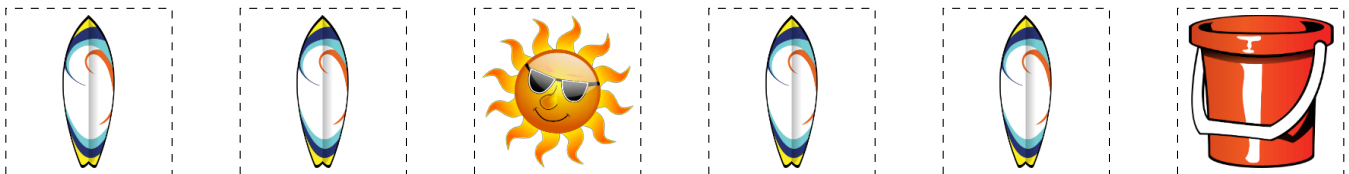
5.



6.



Cut-outs



Images from Openclipart.org

Math-Drills.com