











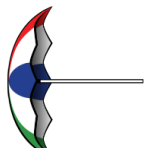



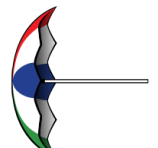









Summer Picture Patterns (E)







Cut and paste a picture that continues each pattern.

1.      

2.      

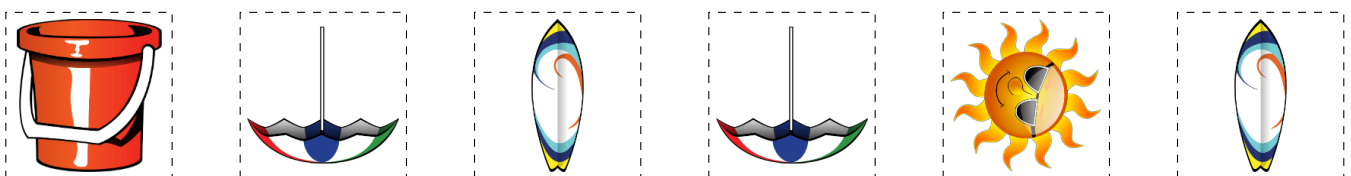
3.      

4.      

5.      

6.      

Cut-outs



Images from Openclipart.org

Math-Drills.com