












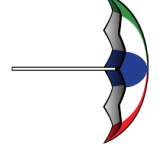

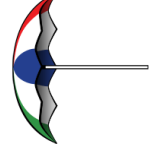










Summer Picture Patterns (G)







Cut and paste a picture that continues each pattern.




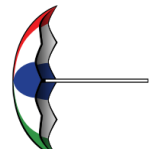


1.      

2.      


3.      

4.      

5.      

6.      

Cut-outs



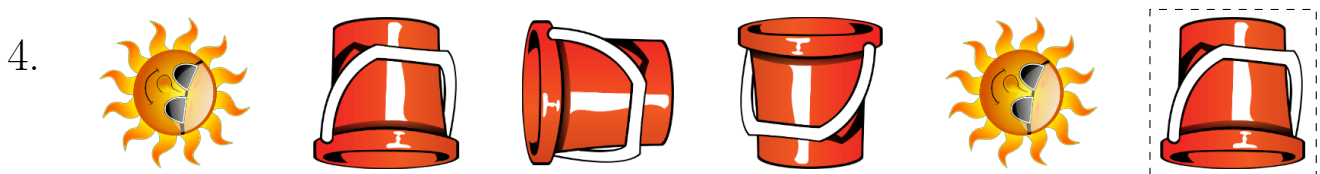
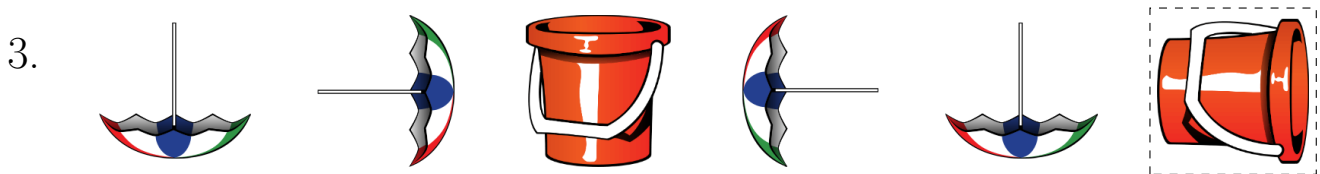




Images from Openclipart.org


Math-Drills.com

Summer Picture Patterns (G) Answers

Cut and paste a picture that continues each pattern.



Cut-outs



Images from Openclipart.org

Math-Drills.com