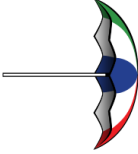

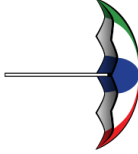

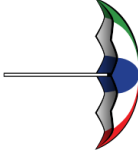












# Summer Picture Patterns (A)







Cut and paste a picture that continues each pattern.

1.      

2.      

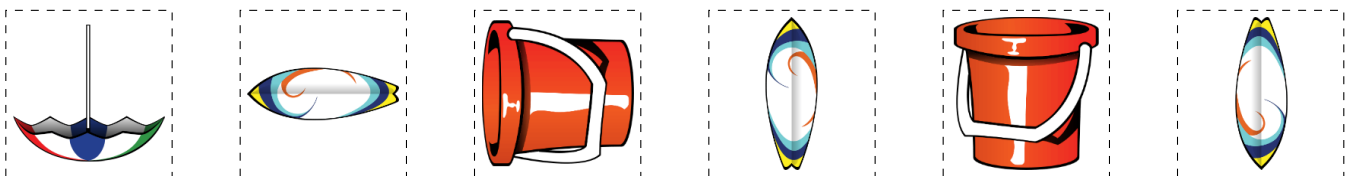
3.      

4.      

5.      

6.      

## Cut-outs




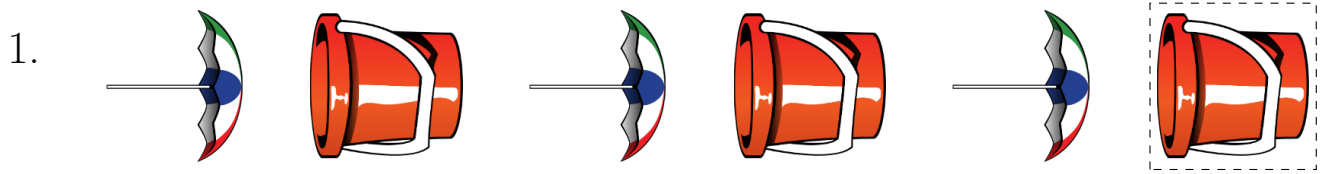


Images from [Openclipart.org](http://Openclipart.org)

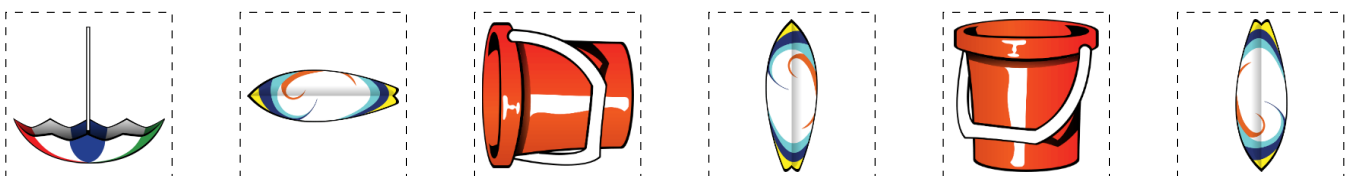
Math-Drills.com

# Summer Picture Patterns (A) Answers

Cut and paste a picture that continues each pattern.



Cut-outs



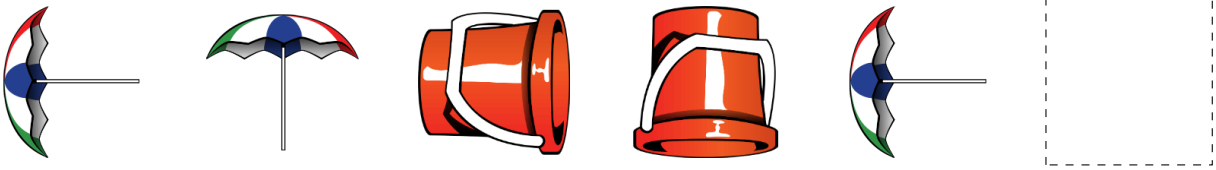
Images from [Openclipart.org](http://Openclipart.org)

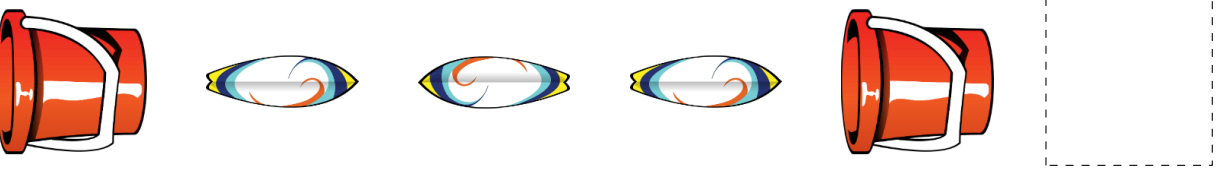
Math-Drills.com


# Summer Picture Patterns (B)


Cut and paste a picture that continues each pattern.


1. 

2. 

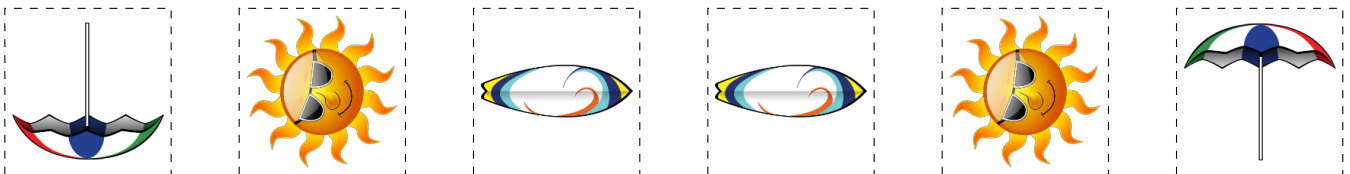
3. 

4. 

5. 

6. 

## Cut-outs






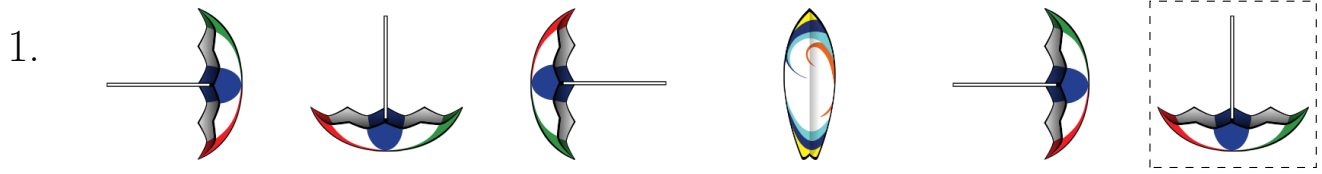


Images from [Openclipart.org](http://Openclipart.org)

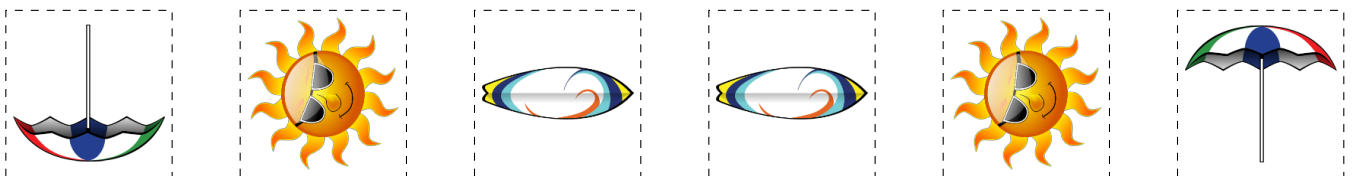
Math-Drills.com

# Summer Picture Patterns (B) Answers

Cut and paste a picture that continues each pattern.



Cut-outs





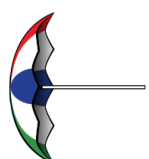



Images from [Openclipart.org](http://Openclipart.org)







Math-Drills.com

# Summer Picture Patterns (C)







Cut and paste a picture that continues each pattern.







1.      

2.      


3.      

4.      

5.      

6.      

## Cut-outs




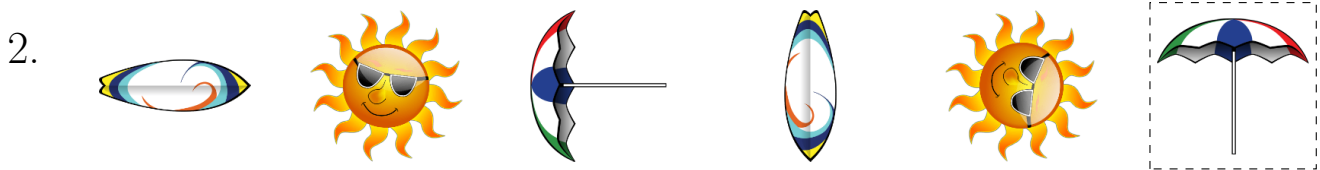


Images from [Openclipart.org](http://Openclipart.org)


Math-Drills.com

# Summer Picture Patterns (C) Answers

Cut and paste a picture that continues each pattern.



Cut-outs



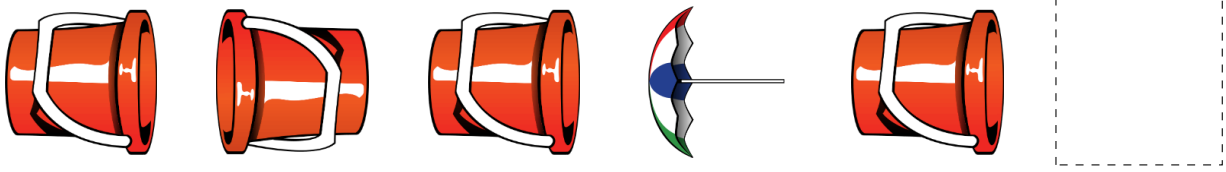
Images from [Openclipart.org](http://Openclipart.org)


Math-Drills.com

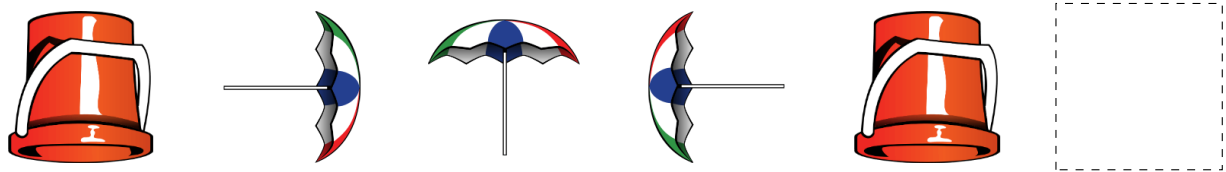
# Summer Picture Patterns (D)


Cut and paste a picture that continues each pattern.


1. 

2. 


3. 

4. 

5. 

6. 

## Cut-outs

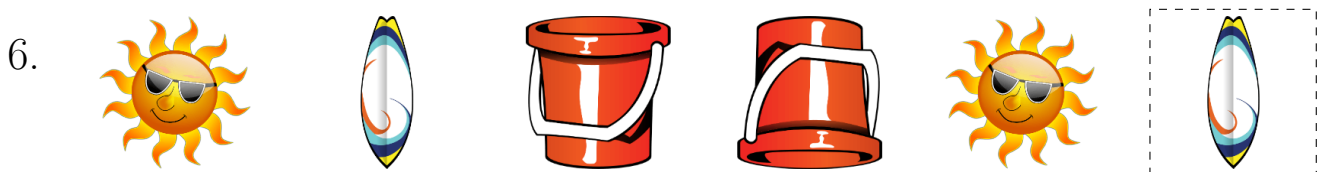






Images from [Openclipart.org](http://Openclipart.org)


Math-Drills.com

# Summer Picture Patterns (D) Answers

Cut and paste a picture that continues each pattern.



Cut-outs









Images from [Openclipart.org](http://Openclipart.org)


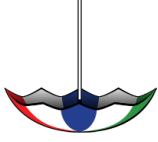




Math-Drills.com

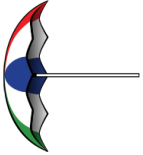



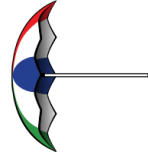









# Summer Picture Patterns (E)







Cut and paste a picture that continues each pattern.

1.      

2.      

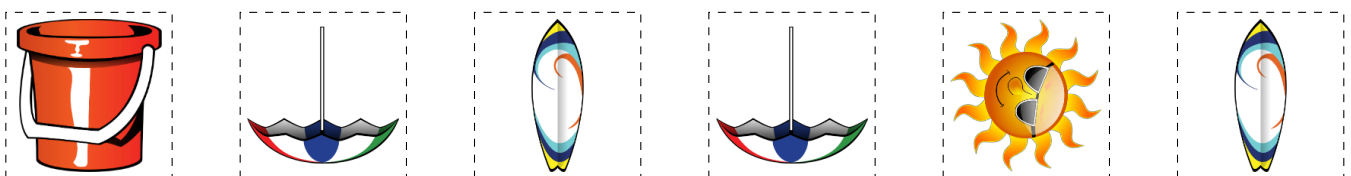
3.      

4.      

5.      

6.      

## Cut-outs








Images from [Openclipart.org](http://Openclipart.org)

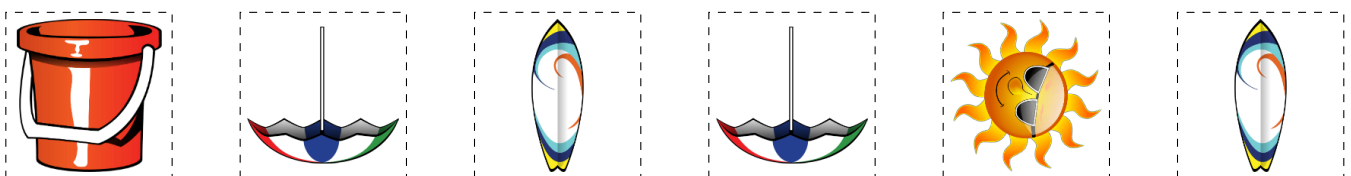
Math-Drills.com

# Summer Picture Patterns (E) Answers

Cut and paste a picture that continues each pattern.



Cut-outs













Images from [Openclipart.org](http://Openclipart.org)







Math-Drills.com




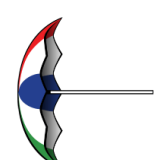


# Summer Picture Patterns (F)







Cut and paste a picture that continues each pattern.







1.      

2.      

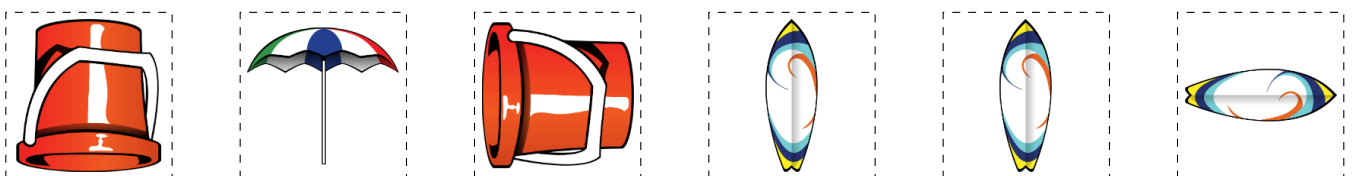
3.      

4.      

5.      

6.      

## Cut-outs

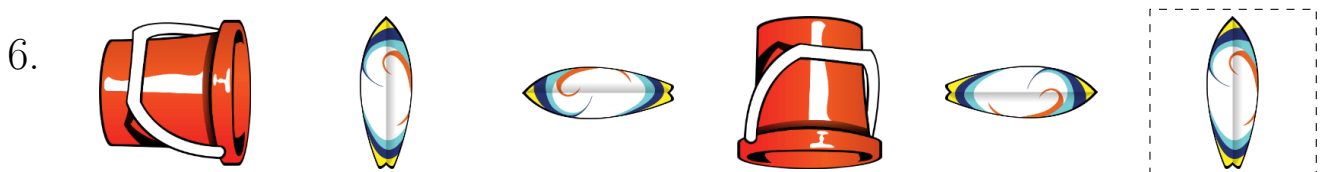


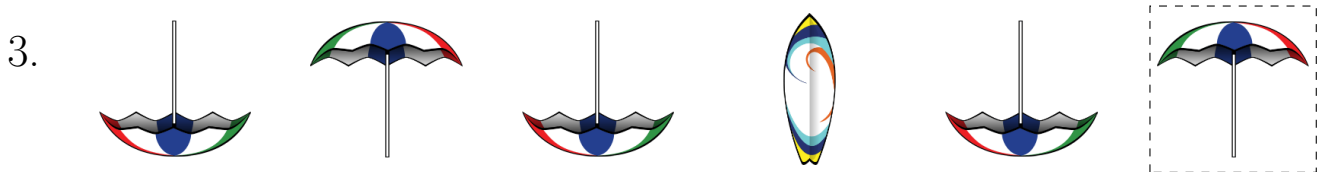
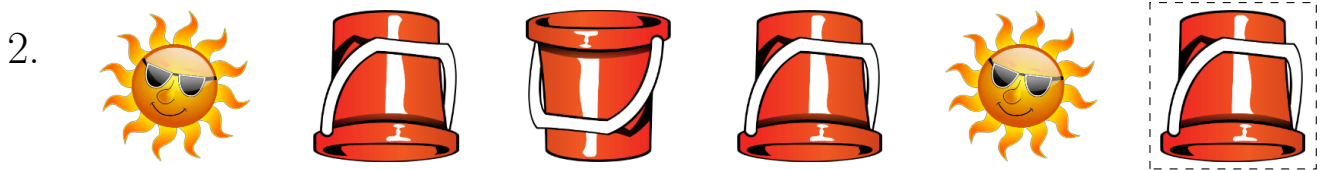



Images from [Openclipart.org](http://Openclipart.org)

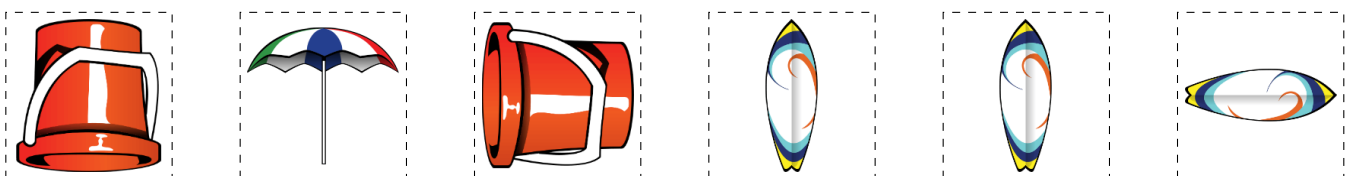
Math-Drills.com

# Summer Picture Patterns (F) Answers

Cut and paste a picture that continues each pattern.















Cut-outs


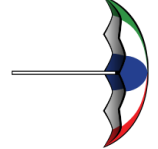











# Summer Picture Patterns (G)







Cut and paste a picture that continues each pattern.







1.      

2.      


3.      

4.      

5.      

6.      

## Cut-outs



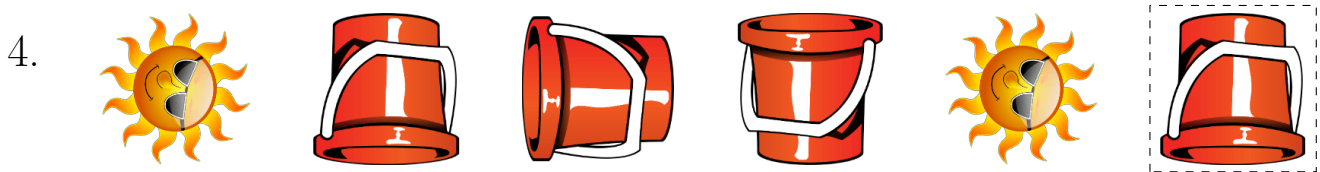
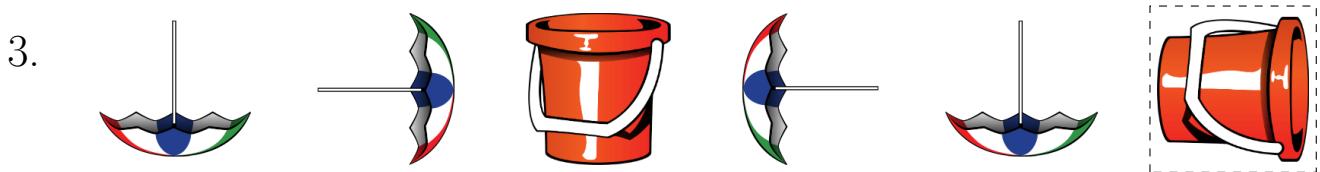




Images from [Openclipart.org](http://Openclipart.org)


Math-Drills.com

# Summer Picture Patterns (G) Answers

Cut and paste a picture that continues each pattern.



Cut-outs



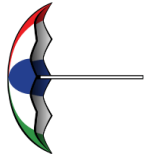








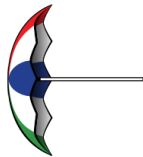


Images from [Openclipart.org](http://Openclipart.org)

Math-Drills.com


# Summer Picture Patterns (H)

Cut and paste a picture that continues each pattern.



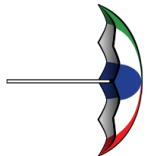



1.      

2.      

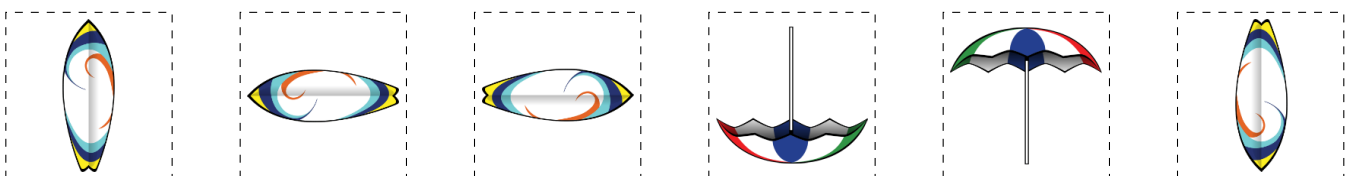
3.      

4.      

5.      

6.      

## Cut-outs

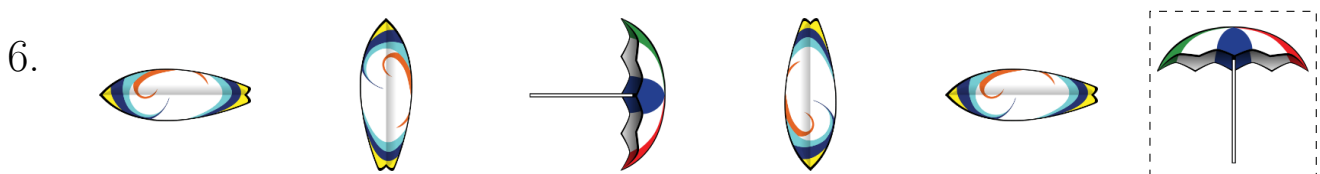


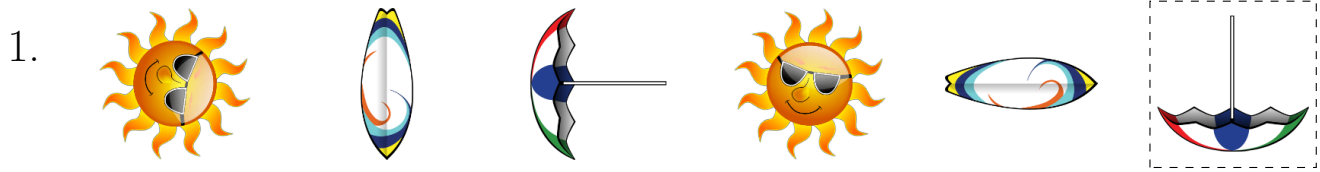


Images from [Openclipart.org](http://Openclipart.org)

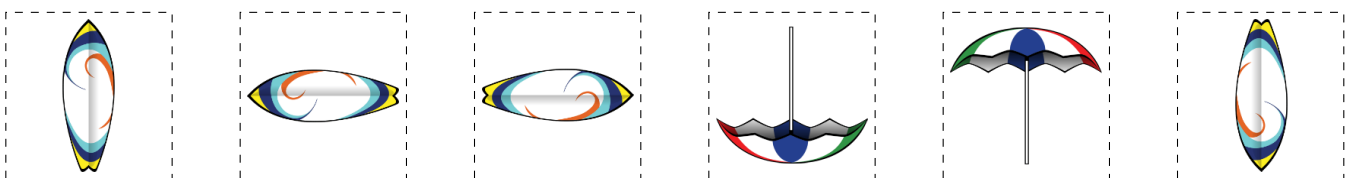
Math-Drills.com

# Summer Picture Patterns (H) Answers

Cut and paste a picture that continues each pattern.



Cut-outs



Images from [Openclipart.org](http://Openclipart.org)







Math-Drills.com















# Summer Picture Patterns (I)



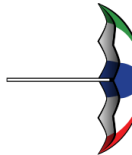



Cut and paste a picture that continues each pattern.

1.      

2.      

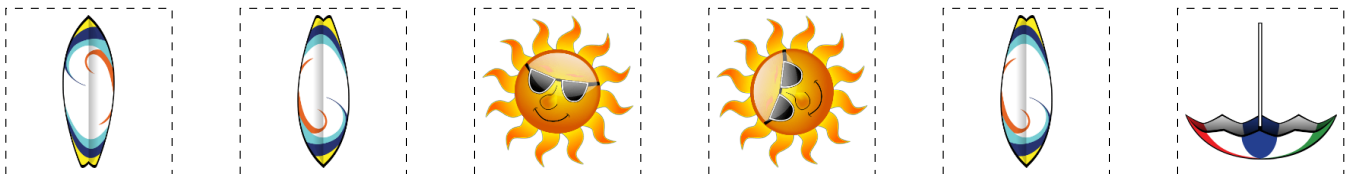
3.      

4.      

5.      

6.      

## Cut-outs

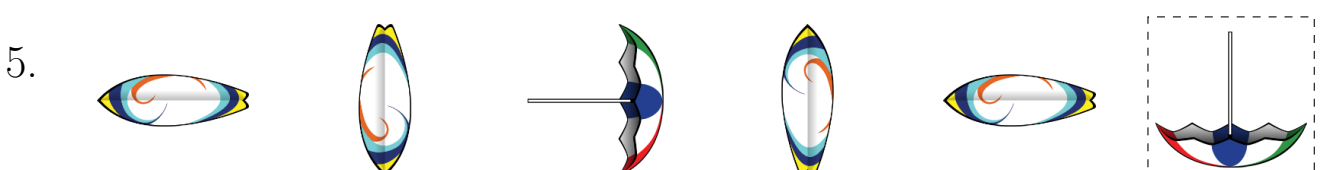
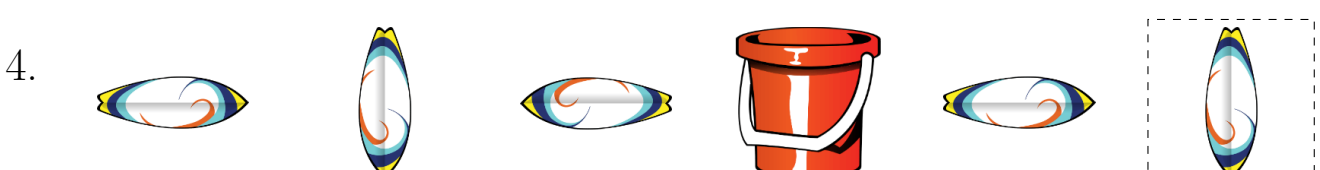

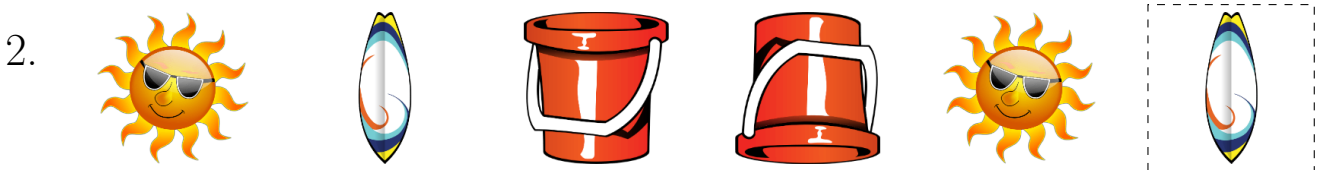



Images from [Openclipart.org](http://Openclipart.org)


Math-Drills.com

# Summer Picture Patterns (I) Answers

Cut and paste a picture that continues each pattern.



## Cut-outs




Images from [Openclipart.org](http://Openclipart.org)

Math-Drills.com

# Summer Picture Patterns (J)

Cut and paste a picture that continues each pattern.

1.




2.



3.




4.





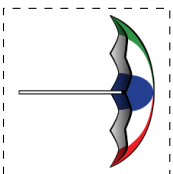

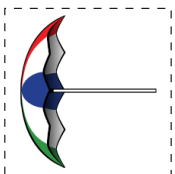
5.



6.



Cut-outs

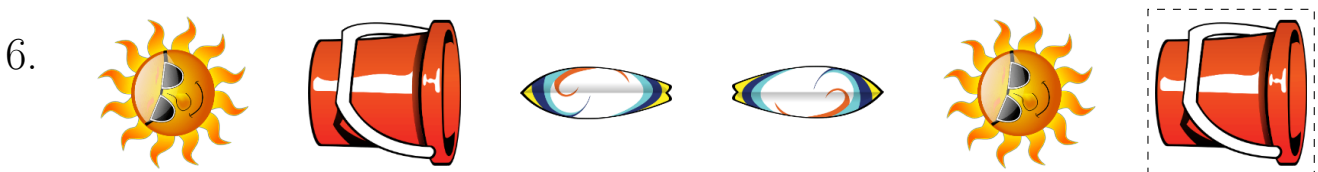
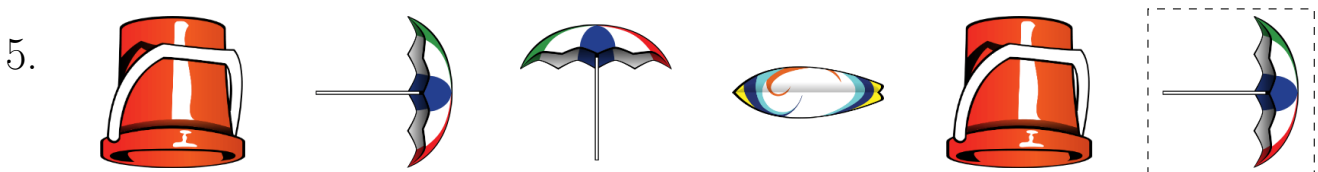

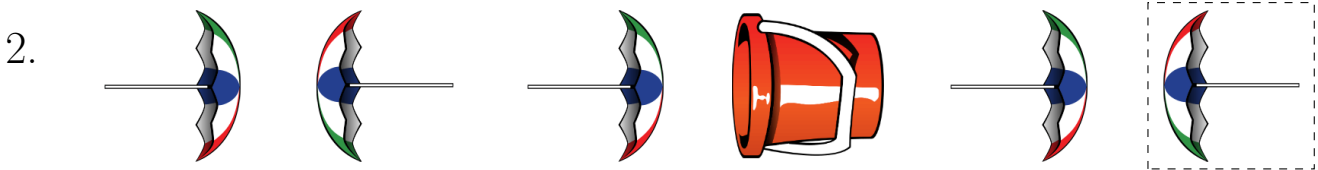



Images from [Openclipart.org](http://Openclipart.org)

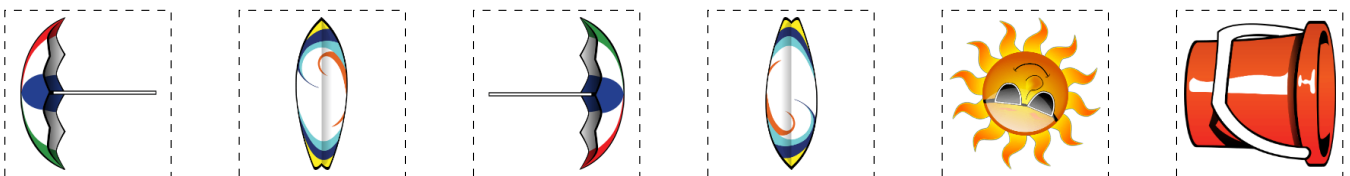
Math-Drills.com

# Summer Picture Patterns (J) Answers

Cut and paste a picture that continues each pattern.



Cut-outs



Images from [Openclipart.org](http://Openclipart.org)

Math-Drills.com