


Summer Picture Patterns (D)

Cut and paste a picture that continues each pattern.

1.




2.



3.




4.



5.



6.



Cut-outs

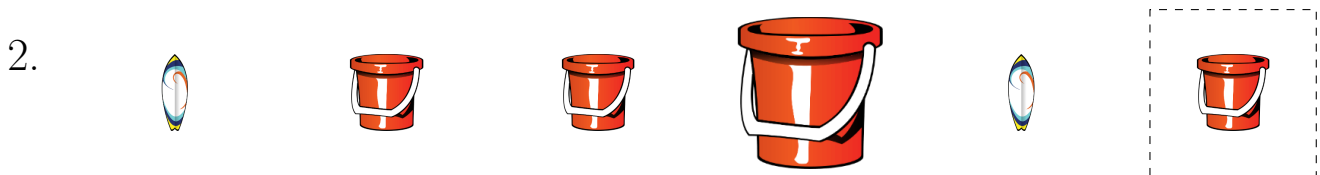


Images from Openclipart.org

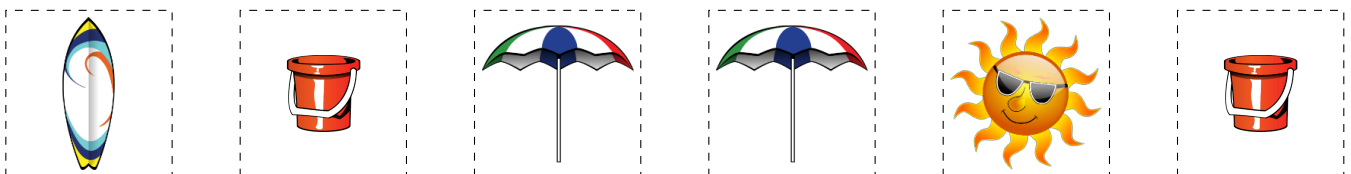
Math-Drills.com

Summer Picture Patterns (D) Answers

Cut and paste a picture that continues each pattern.



Cut-outs



Images from Openclipart.org