
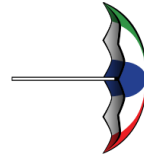


# Summer Picture Patterns (C)

Cut and paste a picture that continues each pattern.

1.




2.



3.



4.



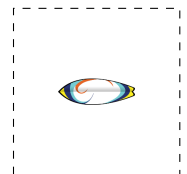
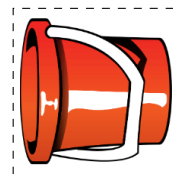
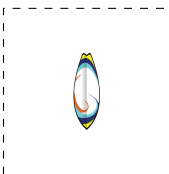

5.



6.



Cut-outs



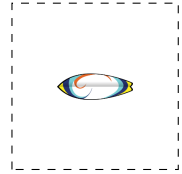
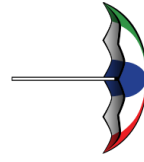
Images from Openclipart.org

Math-Drills.com

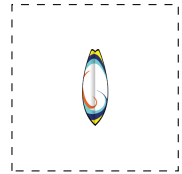
# Summer Picture Patterns (C) Answers

Cut and paste a picture that continues each pattern.

1.




2.



3.



4.



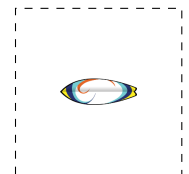
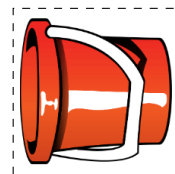
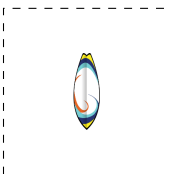

5.



6.



Cut-outs



Images from Openclipart.org

Math-Drills.com