



Summer Picture Patterns (G)

Cut and paste a picture that continues each pattern.


1.



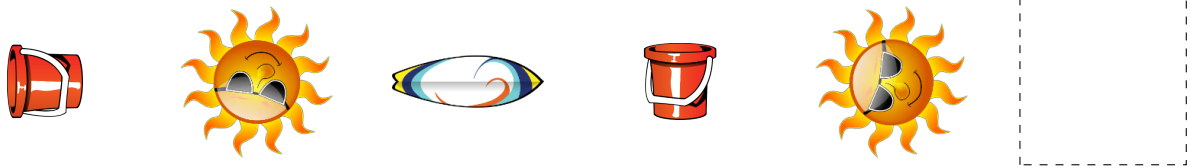
2.




3.



4.



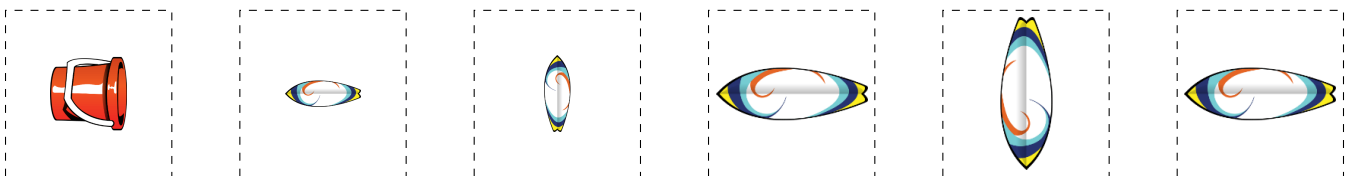
5.



6.



Cut-outs




Images from Openclipart.org

Math-Drills.com


Summer Picture Patterns (G) Answers

Cut and paste a picture that continues each pattern.


1.



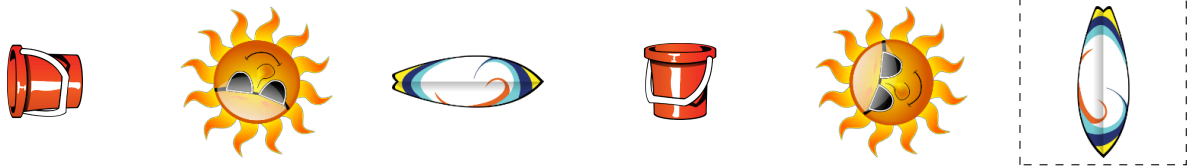
2.



3.



4.



5.



6.



Cut-outs

