

Summer Picture Patterns (I)

Cut and paste a picture that continues each pattern.

1.



2.



3.



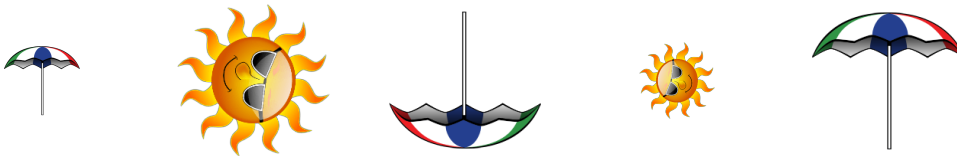
4.



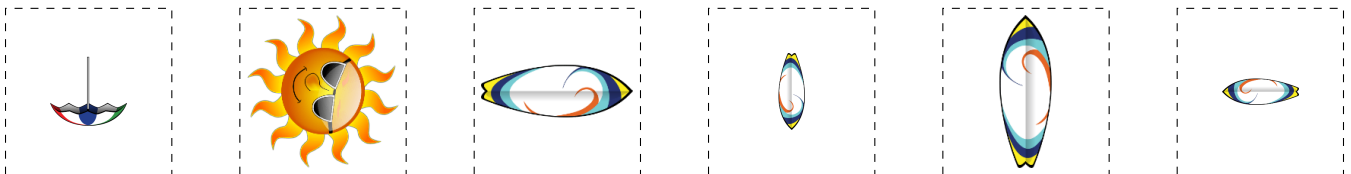
5.



6.



Cut-outs



Images from Openclipart.org

Math-Drills.com


Summer Picture Patterns (I) Answers

Cut and paste a picture that continues each pattern.


1.



2.



3.



4.



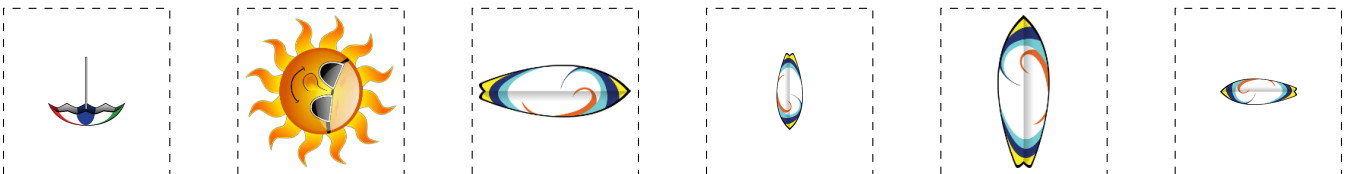
5.



6.



Cut-outs



Images from Openclipart.org

Math-Drills.com