


# Summer Picture Patterns (A)

Cut and paste a picture that continues each pattern.

1.




2.



3.




4.




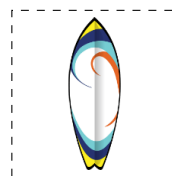

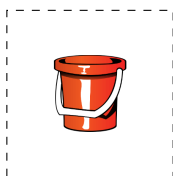
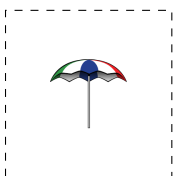
5.



6.



Cut-outs




Images from [Openclipart.org](http://Openclipart.org)

Math-Drills.com


# Summer Picture Patterns (A) Answers

Cut and paste a picture that continues each pattern.

1.



2.



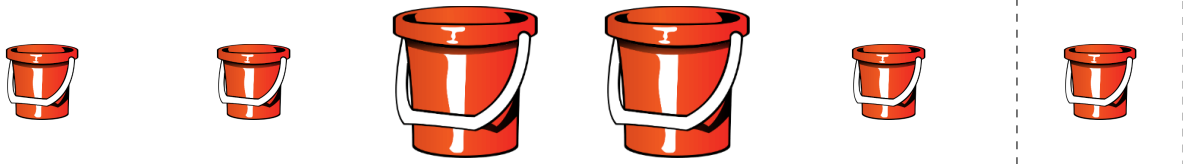
3.



4.



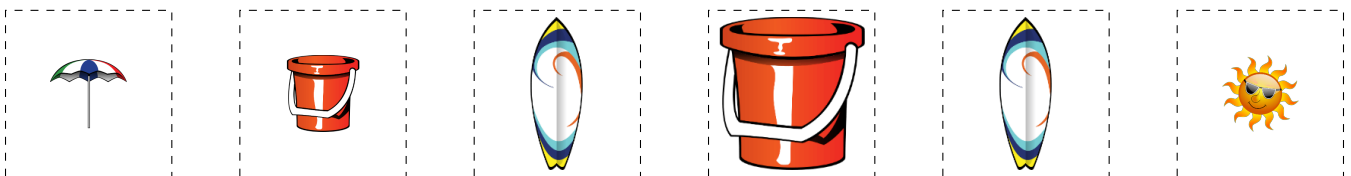
5.



6.



Cut-outs



Images from [Openclipart.org](http://Openclipart.org)

Math-Drills.com