



Summer Picture Patterns (C)

Cut and paste a picture that continues each pattern.

1.




2.



3.




4.





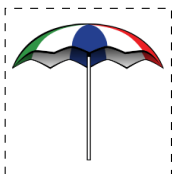
5.



6.



Cut-outs




Images from Openclipart.org

Math-Drills.com

Summer Picture Patterns (C) Answers

Cut and paste a picture that continues each pattern.


1.




2.



3.




4.



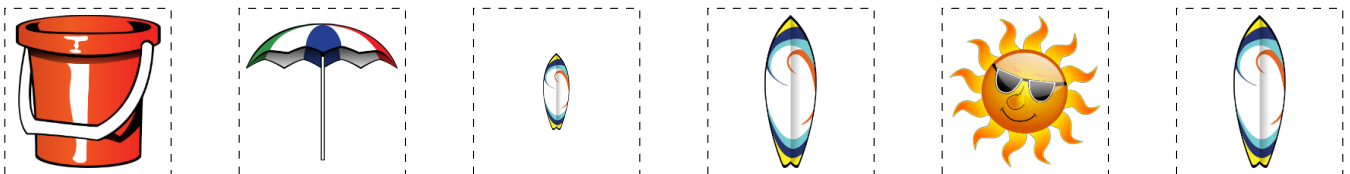
5.



6.



Cut-outs



Images from Openclipart.org

Math-Drills.com