













# Summer Picture Patterns (F)







Cut and paste a picture that continues each pattern.

1.      

2.      

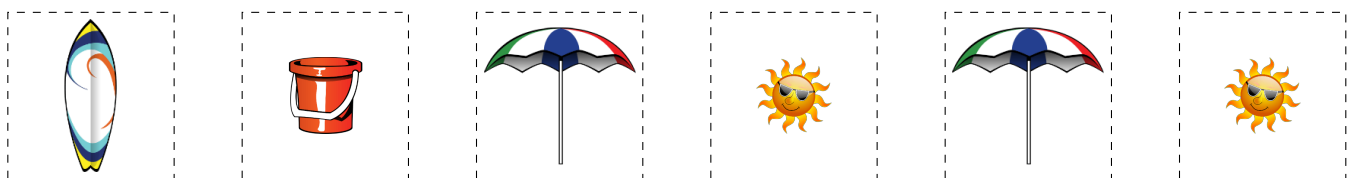
3.      

4.      

5.      

6.      



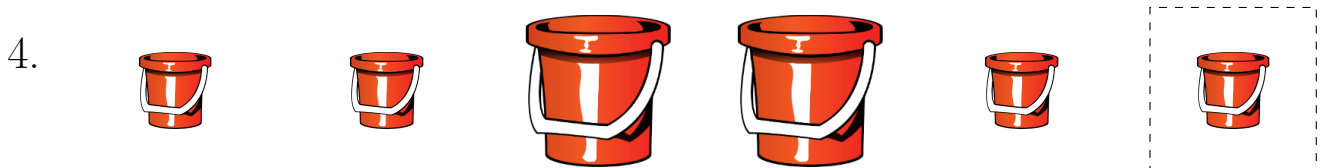

Cut-outs



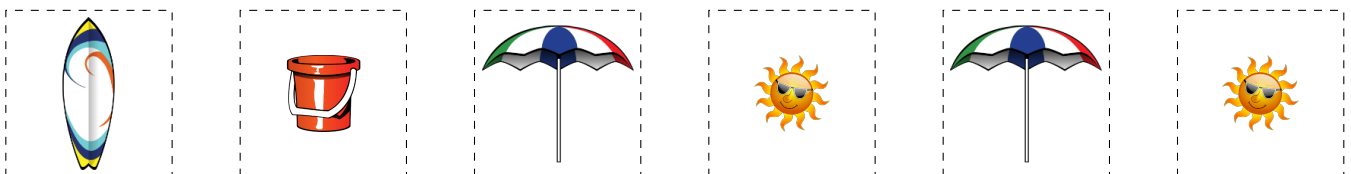
Images from [Openclipart.org](http://Openclipart.org)

# Summer Picture Patterns (F) Answers

Cut and paste a picture that continues each pattern.



Cut-outs



Images from [Openclipart.org](http://Openclipart.org)

Math-Drills.com