

Summer Picture Patterns (G)

Cut and paste a picture that continues each pattern.

1.



2.



3.



4.



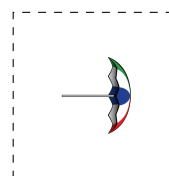

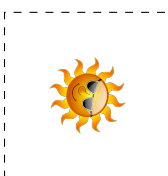


5.



6.



Cut-outs



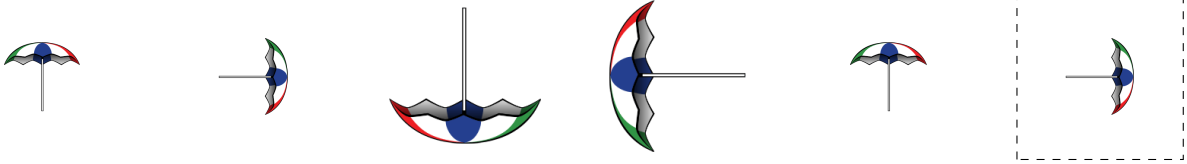
Images from Openclipart.org

Math-Drills.com


Summer Picture Patterns (G) Answers

Cut and paste a picture that continues each pattern.

1.




2.



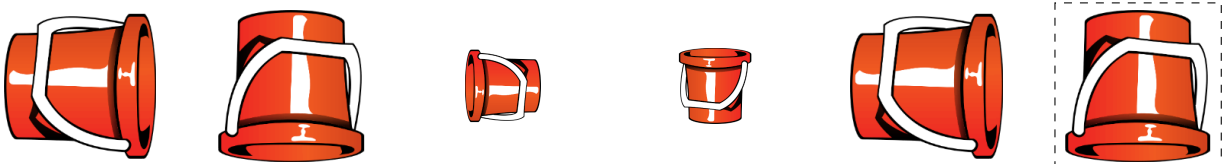
3.




4.



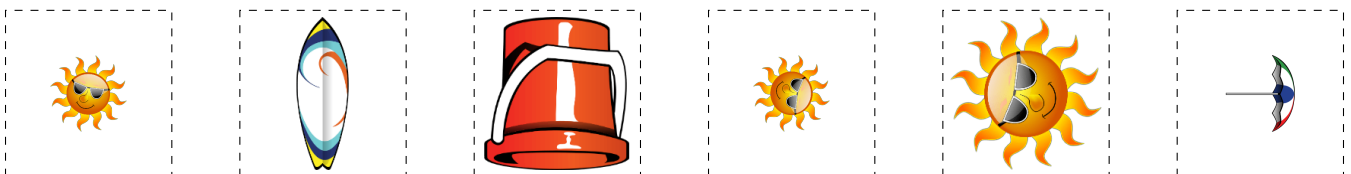
5.



6.



Cut-outs



Images from [Openclipart.org](https://openclipart.org/)

Math-Drills.com