





St. Patrick's Day Patterns (D)

Cut and paste a picture that continues each pattern.


1.




2.





3.




4.




5.



6.



Cut-outs

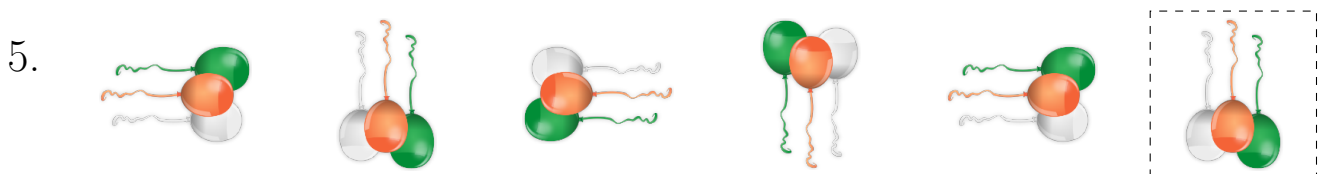




Images from Openclipart.org


Happy St. Patrick's Day from Math-Drills.com!

St. Patrick's Day Patterns (D) Answers

Cut and paste a picture that continues each pattern.



Cut-outs



Images from Openclipart.org

Happy St. Patrick's Day from Math-Drills.com!