

St. Patrick's Day Patterns (E)

Cut and paste a picture that continues each pattern.

1.



2.



3.



4.




5.



6.



Cut-outs



Images from Openclipart.org

Happy St. Patrick's Day from Math-Drills.com!

St. Patrick's Day Patterns (E) Answers

Cut and paste a picture that continues each pattern.

1.



2.



3.




4.




5.



6.



Cut-outs



Images from Openclipart.org

Happy St. Patrick's Day from Math-Drills.com!