

St. Patrick's Day Patterns (G)

Cut and paste a picture that continues each pattern.

1.




2.



3.




4.



5.



6.



Cut-outs




Images from Openclipart.org

Happy St. Patrick's Day from Math-Drills.com!


St. Patrick's Day Patterns (G) Answers

Cut and paste a picture that continues each pattern.


1.



2.



3.



4.



5.



6.



Cut-outs



Images from Openclipart.org

Happy St. Patrick's Day from Math-Drills.com!