

# St. Patrick's Day Patterns (C)

Cut and paste a picture that continues each pattern.

1.



2.



3.



4.



5.



6.



## Cut-outs





Images from [Openclipart.org](http://Openclipart.org)


Happy St. Patrick's Day from Math-Drills.com!

# St. Patrick's Day Patterns (C) Answers

Cut and paste a picture that continues each pattern.



## Cut-outs



Images from [Openclipart.org](http://Openclipart.org)

Happy St. Patrick's Day from Math-Drills.com!