



St. Patrick's Day Patterns (D)

Cut and paste a picture that continues each pattern.


1.



2.




3.




4.





5.



6.



Cut-outs



Images from Openclipart.org

Happy St. Patrick's Day from Math-Drills.com!

St. Patrick's Day Patterns (D) Answers

Cut and paste a picture that continues each pattern.

1.



2.



3.



4.




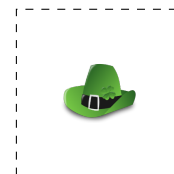

5.



6.



Cut-outs



Images from Openclipart.org

Happy St. Patrick's Day from Math-Drills.com!