


# St. Patrick's Day Patterns (F)

Cut and paste a picture that continues each pattern.


1.




2.




3.




4.



5.



6.



## Cut-outs



Images from Openclipart.org

Happy St. Patrick's Day from Math-Drills.com!

# St. Patrick's Day Patterns (F) Answers

Cut and paste a picture that continues each pattern.

1.



2.



3.



4.



5.



6.



## Cut-outs



Images from Openclipart.org

Happy St. Patrick's Day from Math-Drills.com!