


St. Patrick's Day Patterns (E)

Cut and paste a picture that continues each pattern.


1.




2.




3.




4.





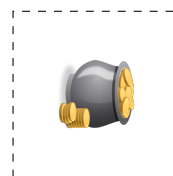
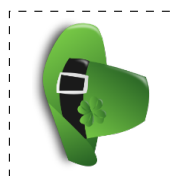
5.



6.



Cut-outs



Images from Openclipart.org

Happy St. Patrick's Day from Math-Drills.com!