

St. Patrick's Day Patterns (G)

Cut and paste a picture that continues each pattern.

1.



2.





3.




4.



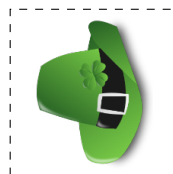

5.



6.



Cut-outs



Images from Openclipart.org

Happy St. Patrick's Day from Math-Drills.com!