

St. Patrick's Day Patterns (A)

Cut and paste a picture that continues each pattern.


1.




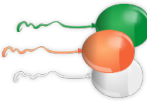
2.




3.




4.



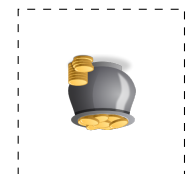

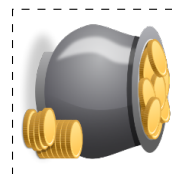
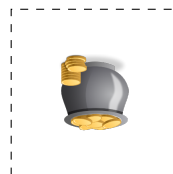
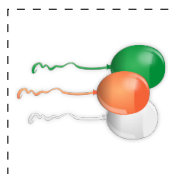
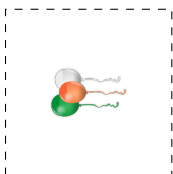
5.



6.



Cut-outs




Images from Openclipart.org

Happy St. Patrick's Day from Math-Drills.com!

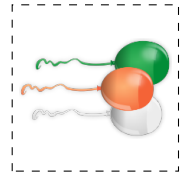
St. Patrick's Day Patterns (A) Answers

Cut and paste a picture that continues each pattern.

1.



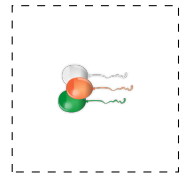

2.




3.



4.



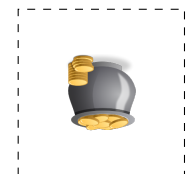

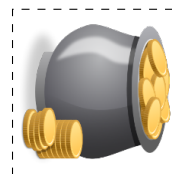
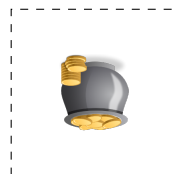
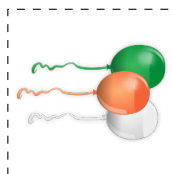
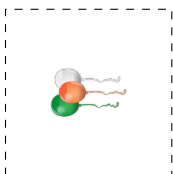
5.



6.



Cut-outs




Images from Openclipart.org

Happy St. Patrick's Day from Math-Drills.com!

St. Patrick's Day Patterns (B)

Cut and paste a picture that continues each pattern.


1.




2.



3.




4.



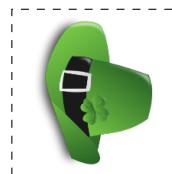

5.



6.



Cut-outs



Images from Openclipart.org

Happy St. Patrick's Day from Math-Drills.com!

St. Patrick's Day Patterns (B) Answers

Cut and paste a picture that continues each pattern.

1.



2.




3.



4.




5.



6.



Cut-outs



Images from Openclipart.org

Happy St. Patrick's Day from Math-Drills.com!

St. Patrick's Day Patterns (C)

Cut and paste a picture that continues each pattern.

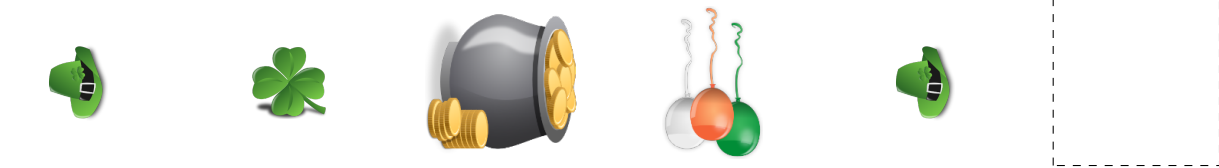
1.




2.



3.



4.



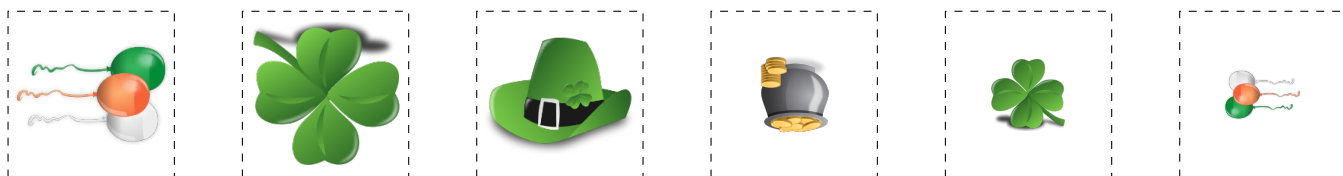
5.



6.



Cut-outs



Images from Openclipart.org

Happy St. Patrick's Day from Math-Drills.com!

St. Patrick's Day Patterns (C) Answers

Cut and paste a picture that continues each pattern.

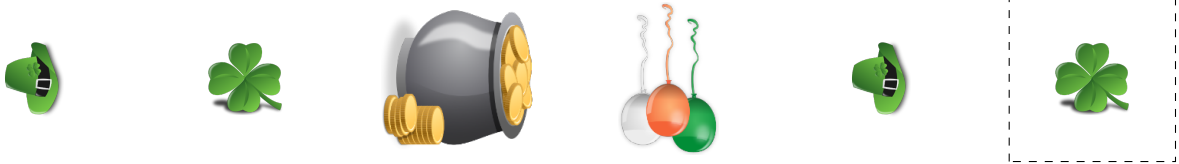
1.




2.



3.



4.



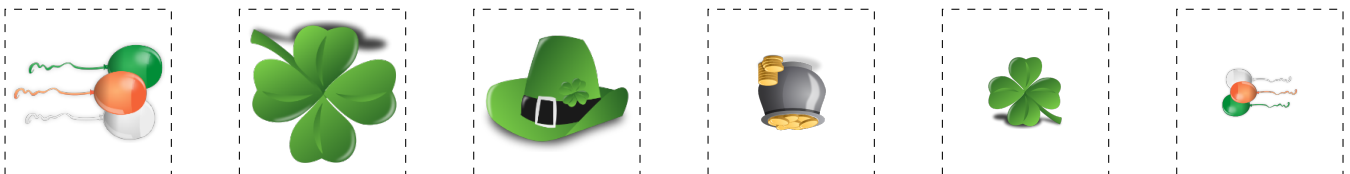
5.



6.



Cut-outs




Images from Openclipart.org

Happy St. Patrick's Day from Math-Drills.com!

St. Patrick's Day Patterns (D)

Cut and paste a picture that continues each pattern.


1.




2.




3.




4.



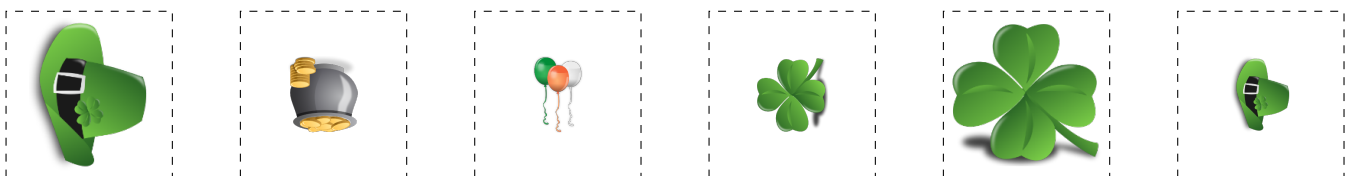
5.



6.



Cut-outs




Images from Openclipart.org

Happy St. Patrick's Day from Math-Drills.com!

St. Patrick's Day Patterns (D) Answers

Cut and paste a picture that continues each pattern.

1.



2.




3.



4.



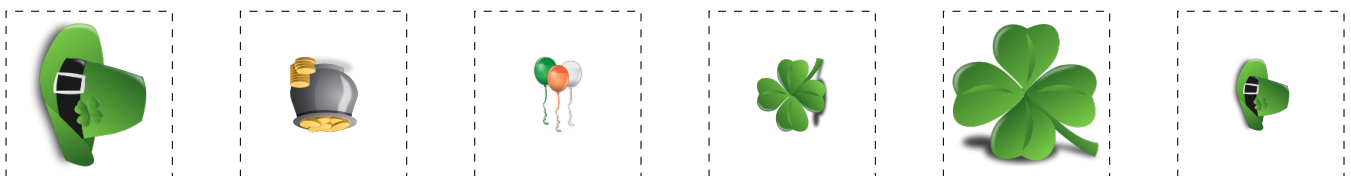
5.



6.



Cut-outs



Images from Openclipart.org

Happy St. Patrick's Day from Math-Drills.com!

St. Patrick's Day Patterns (E)

Cut and paste a picture that continues each pattern.


1.




2.



3.




4.




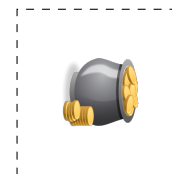

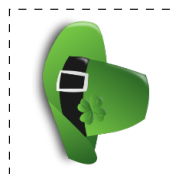
5.



6.



Cut-outs



Images from Openclipart.org

Happy St. Patrick's Day from Math-Drills.com!

St. Patrick's Day Patterns (E) Answers

Cut and paste a picture that continues each pattern.

1.



2.



3.



4.




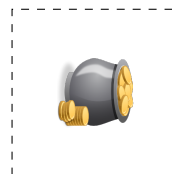
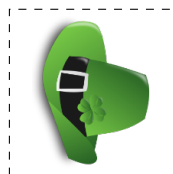
5.



6.



Cut-outs




Images from Openclipart.org

Happy St. Patrick's Day from Math-Drills.com!


St. Patrick's Day Patterns (F)

Cut and paste a picture that continues each pattern.


1.




2.



3.




4.



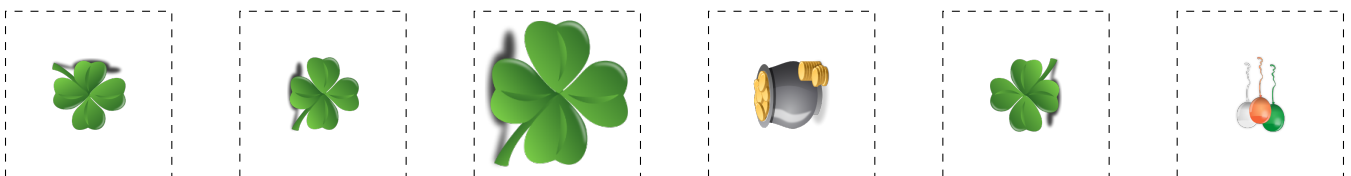
5.



6.



Cut-outs




Images from Openclipart.org

Happy St. Patrick's Day from Math-Drills.com!

St. Patrick's Day Patterns (F) Answers

Cut and paste a picture that continues each pattern.

1.



2.




3.




4.



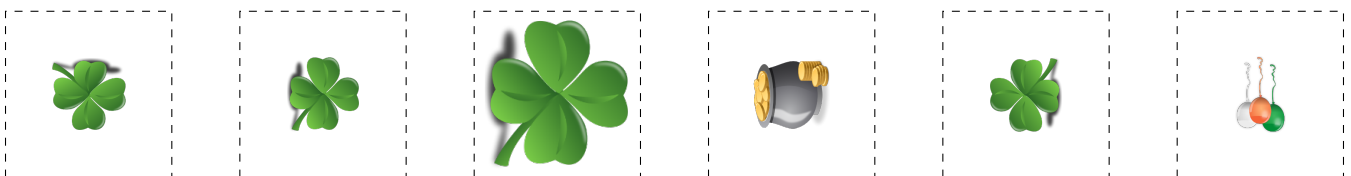
5.



6.



Cut-outs




Images from Openclipart.org

Happy St. Patrick's Day from Math-Drills.com!

St. Patrick's Day Patterns (G)

Cut and paste a picture that continues each pattern.


1.



2.




3.




4.



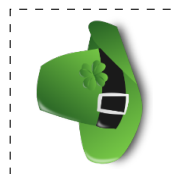

5.



6.



Cut-outs



Images from Openclipart.org

Happy St. Patrick's Day from Math-Drills.com!

St. Patrick's Day Patterns (G) Answers

Cut and paste a picture that continues each pattern.

1.



2.



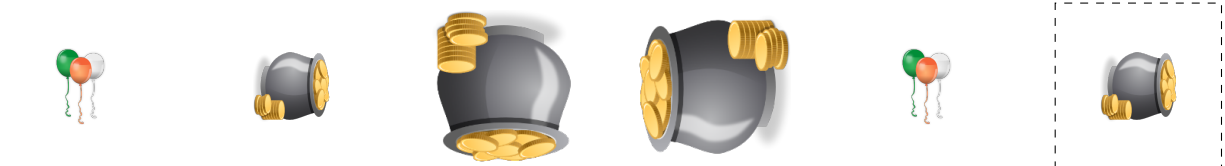
3.



4.




5.



6.



Cut-outs




Images from Openclipart.org

Happy St. Patrick's Day from Math-Drills.com!


St. Patrick's Day Patterns (H)

Cut and paste a picture that continues each pattern.


1.




2.




3.




4.





5.



6.



Cut-outs



Images from Openclipart.org

Happy St. Patrick's Day from Math-Drills.com!

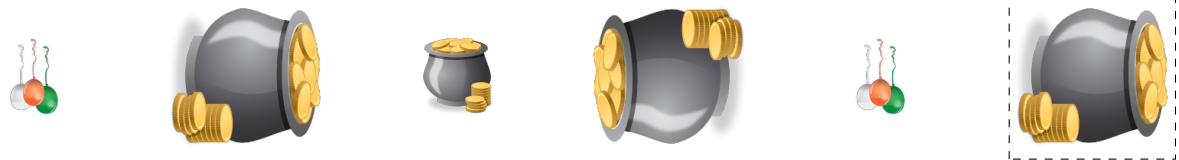
St. Patrick's Day Patterns (H) Answers

Cut and paste a picture that continues each pattern.


1.



2.



3.



4.




5.



6.



Cut-outs




Images from Openclipart.org

Happy St. Patrick's Day from Math-Drills.com!


St. Patrick's Day Patterns (I)

Cut and paste a picture that continues each pattern.


1.




2.





3.




4.



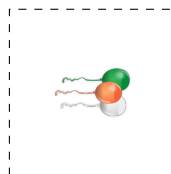
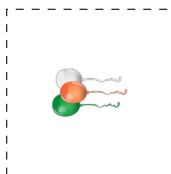
5.



6.



Cut-outs



Images from Openclipart.org

Happy St. Patrick's Day from Math-Drills.com!

St. Patrick's Day Patterns (I) Answers

Cut and paste a picture that continues each pattern.

1.




2.



3.



4.



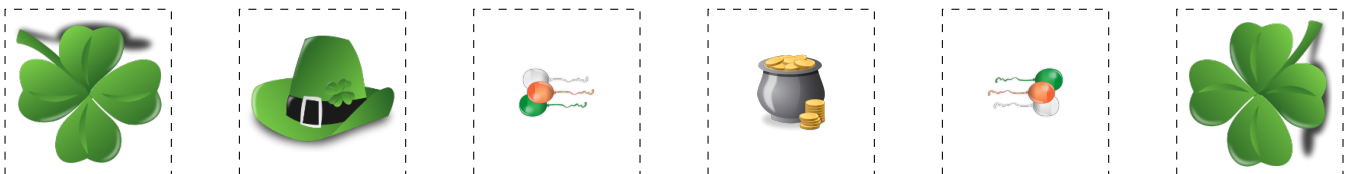
5.



6.



Cut-outs




Images from Openclipart.org

Happy St. Patrick's Day from Math-Drills.com!


St. Patrick's Day Patterns (J)

Cut and paste a picture that continues each pattern.


1.



2.




3.




4.



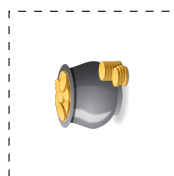
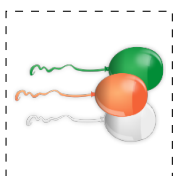
5.



6.



Cut-outs



Images from Openclipart.org

Happy St. Patrick's Day from Math-Drills.com!


St. Patrick's Day Patterns (J) Answers

Cut and paste a picture that continues each pattern.


1.



2.




3.




4.



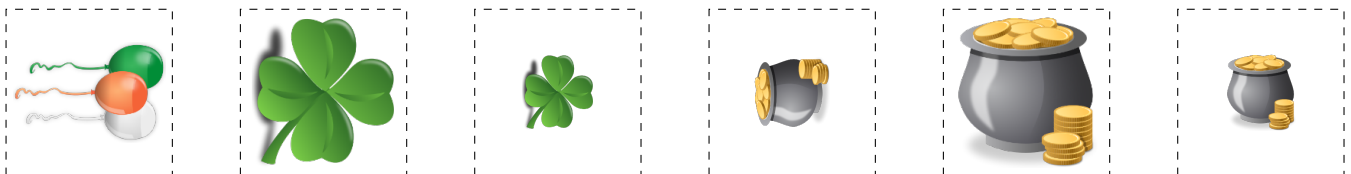
5.



6.



Cut-outs



Images from Openclipart.org

Happy St. Patrick's Day from Math-Drills.com!