



# St. Patrick's Day Patterns (G)

Cut and paste a picture that continues each pattern.


1.




2.




3.




4.





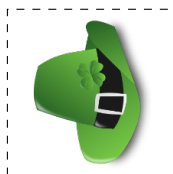
5.



6.



Cut-outs



Images from [Openclipart.org](http://Openclipart.org)

Happy St. Patrick's Day from Math-Drills.com!