






# Independence Day Picture Patterns (I)

Cut and paste a picture that continues each pattern.



1.  

2.  

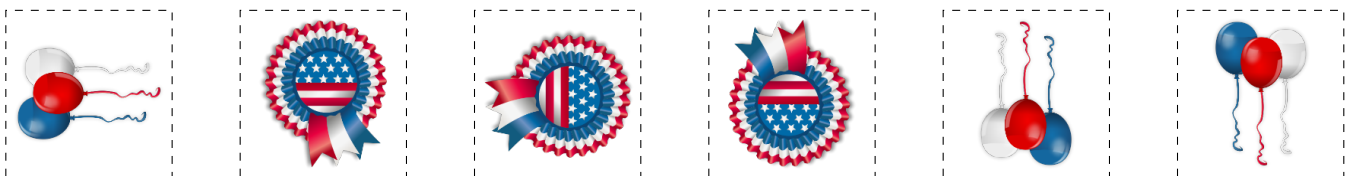
3.  

4.  

5.  

6.  

## Cut-outs




Images from OpenClipart.org

Math-Drills.com


# Independence Day Picture Patterns (I) Answers

Cut and paste a picture that continues each pattern.

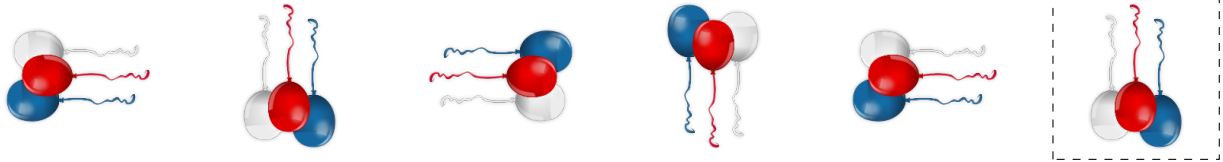
1.




2.




3.



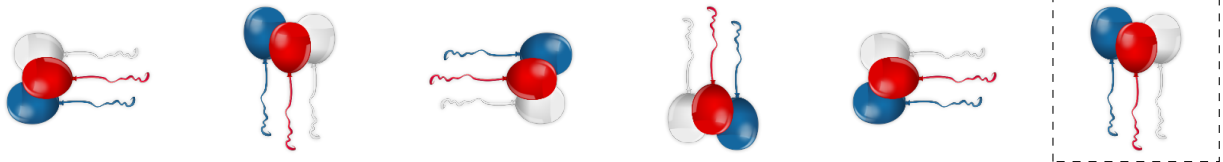
4.



5.



6.



## Cut-outs

