

# Independence Day Picture Patterns (A)

Cut and paste a picture that continues each pattern.

1.




2.



3.



4.





5.



6.



Cut-outs



Images from OpenClipart.org


Math-Drills.com

# Independence Day Picture Patterns (A) Answers

Cut and paste a picture that continues each pattern.



## Cut-outs



Images from [OpenClipart.org](http://OpenClipart.org)

Math-Drills.com