


# Independence Day Picture Patterns (C)

Cut and paste a picture that continues each pattern.

1.



2.



3.




4.




5.



6.



## Cut-outs



Images from OpenClipart.org

Math-Drills.com

# Independence Day Picture Patterns (C) Answers

Cut and paste a picture that continues each pattern.

1.



2.



3.



4.



5.



6.



Cut-outs

