

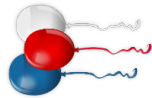
# Independence Day Picture Patterns (F)

Cut and paste a picture that continues each pattern.

1.




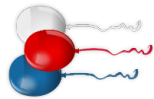
2.



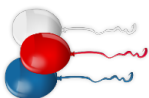
3.



4.




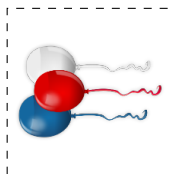
5.



6.



Cut-outs



Images from OpenClipart.org

Math-Drills.com

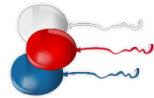
# Independence Day Picture Patterns (F) Answers

Cut and paste a picture that continues each pattern.

1.



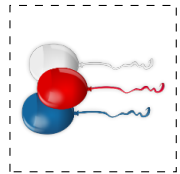
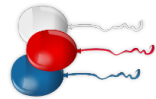
2.



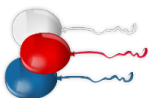
3.



4.



5.



6.



Cut-outs

