

# Independence Day Picture Patterns (G)

Cut and paste a picture that continues each pattern.

1.



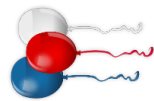
2.



3.



4.



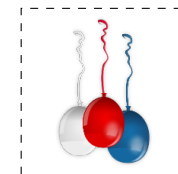



5.



6.



## Cut-outs

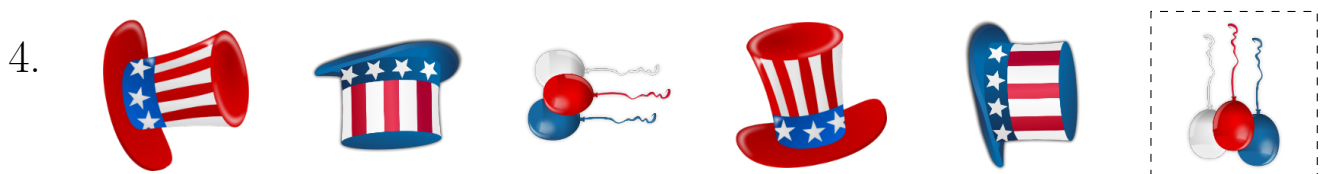




Images from OpenClipart.org

Math-Drills.com

# Independence Day Picture Patterns (G) Answers

Cut and paste a picture that continues each pattern.



## Cut-outs

