


Independence Day Picture Patterns (H)

Cut and paste a picture that continues each pattern.

1. 

2. 


3. 

4. 

5. 


6. 

Cut-outs




Independence Day Picture Patterns (H) Answers

Cut and paste a picture that continues each pattern.



Cut-outs



Images from OpenClipart.org

Math-Drills.com