



Independence Day Picture Patterns (A)

Cut and paste a picture that continues each pattern.

1.




2.




3.




4.




5.



6.



Cut-outs



Images from OpenClipart.org

Math-Drills.com


Independence Day Picture Patterns (A) Answers

Cut and paste a picture that continues each pattern.

1.




2.



3.




4.



5.



6.



Cut-outs

