

# Independence Day Picture Patterns (F)

Cut and paste a picture that continues each pattern.

1.




2.



3.




4.







5.



6.




## Cut-outs



# Independence Day Picture Patterns (F) Answers

Cut and paste a picture that continues each pattern.

1.



2.



3.



4.







5.



6.



## Cut-outs



Images from OpenClipart.org

Math-Drills.com