

Independence Day Picture Patterns (I)

Cut and paste a picture that continues each pattern.

1.



2.



3.




4.



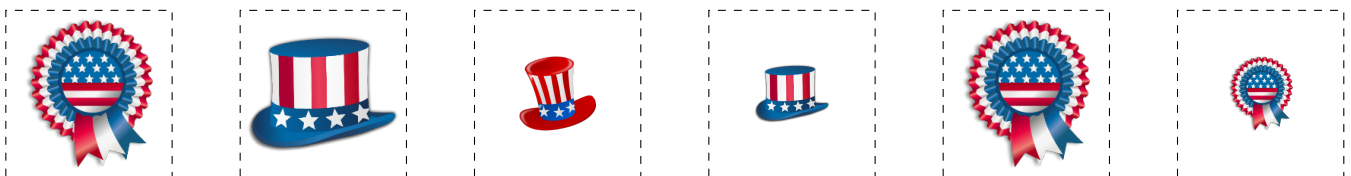
5.



6.



Cut-outs




Images from OpenClipart.org

Math-Drills.com


Independence Day Picture Patterns (I) Answers

Cut and paste a picture that continues each pattern.

1.




2.



3.




4.



5.



6.



Cut-outs

