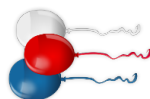


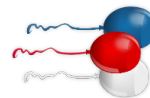

Independence Day Picture Patterns (E)

Cut and paste a picture that continues each pattern.


1.



2.



3.




4.




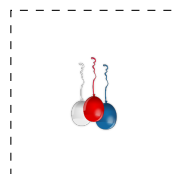

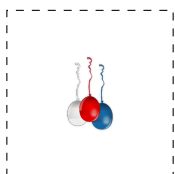

5.



6.



Cut-outs







Images from OpenClipart.org

Math-Drills.com

Independence Day Picture Patterns (E) Answers

Cut and paste a picture that continues each pattern.



Cut-outs

