

Independence Day Picture Patterns (E)

Cut and paste a picture that continues each pattern.

1.



2.



3.



4.





5.



6.



Cut-outs



Images from OpenClipart.org

Math-Drills.com


Independence Day Picture Patterns (E) Answers

Cut and paste a picture that continues each pattern.

1.




2.




3.



4.




5.



6.



Cut-outs



Images from OpenClipart.org

Math-Drills.com